



What? Who? and How?

Discovering the depths of mental health data in UK longitudinal studies

 @L_Arseneault @briddycnt
#CatalogueMHM



CLOSER

1 October 2020

London, UK

Estimates of the extent of mental health problems highlight the urgent need to understand the causes and the consequences of mental ill health.

Longitudinal studies have a key role to play in answering crucial questions related to mental health and wellbeing.



Project aims



Create a hub that has information about already collected data on mental health and wellbeing in UK longitudinal and cohort studies



Encourage the use of mental health measures in UK cohorts, especially for disciplines outside the field of mental health and among early career researchers




Promote projects on harmonization and work across cohorts

Acknowledgements

The work described in this presentation was funded by CLOSER, the home of longitudinal research. CLOSER is funded by the ESRC grant reference: ES/K000357/1. www.closer.ac.uk

This work was undertaken as part of Louise Arseneault's role as the ESRC Mental Health Leadership Fellow.



Inclusion criteria

- ✓ Multiple waves of data collection
- ✓ Contains mental health measures
- ✓ At least 200 participants at first sweep
- ✓ Data collected from British context
- ✓ Study is ongoing

Total of 46 studies identified

Aetiology and Ethnicity in Schizophrenia & Other Psychoses (AESOP-10)

Born in Bradford

Avon Longitudinal Study of Parents and Children (ALSPAC)

English Longitudinal Study of Ageing (ELSA)

British Cohort Study 1970 (BCS70)

Born in Bradford: Better Start

Children of 1950s: Aberdeen Birth Cohorts

Growing Up in Scotland

Environmental Risk Longitudinal Twin Study (E-Risk)

Continuous Household Survey

European Social Survey (ESS)

Cambridge Study in Delinquent Development

Generation Scotland (Child Cohort & Birth Cohorts 1 & 2)

Cognitive Function and Ageing Studies

Determinants of Adolescent Social Wellbeing & Health

European Quality of Life Survey (EQLS)

National Survey of Health and Development (NSHD)

Aetiology and Ethnicity in Schizophrenia & Other Psychoses (AESOP-10)

Health and Employment After Fifty Study (HEAF)

Born in Bradford

Avon Longitudinal Study of Parents and Children (ALSPAC)

Newcastle 85+

Hertfordshire Cohort Study

NICOLA

English Longitudinal Study of Ageing (ELSA)

Born in Bradford: Better Start

British Cohort Study 1970 (BCS70)

Personnel: A Cohort Study

Peterborough Adolescent & Young Adult
Development Study (PADS+)

Children of 1950s: Aberdeen Birth Cohorts

Growing Up in Scotland

Millennium Cohort Study (MCS)

Lothian Birth Cohorts of 1921 & 1936

Environmental Risk Longitudinal Twin Study (E-
Risk)

Continuous Household Survey

Health and Wellbeing of UK Armed Forces

European Social Survey (ESS)

Million Women Study

IMAGEN

Cambridge Study in Delinquent Development

Next Steps

Health Survey for England

Integration Scotland (Child Cohort & Birth Cohorts 1 & 2)

Cognitive Function and Ageing Studies

Determinants of Adolescent Social
Wellbeing & Health

National Child Development Study (NCDS)

European Quality of Life Survey (EQLS)

Southall and Brent Revisited (SABRE) National Survey of Health and Development (NSHD)
 Aetiology and Ethnicity in Schizophrenia & Other Psychoses (AESOP-10) Southampton Women's Survey
 Health and Employment After Fifty Study (HEAF) Born in Bradford
 Avon Longitudinal Study of Parents and Children (ALSPAC)
 Psychiatric Morbidity Surveys (including the Adult Psychiatric Morbidity Survey)
 Newcastle 85+ Hertfordshire Cohort Study NICOLA
 English Longitudinal Study of Ageing (ELSA) PROTECT
 UK Biobank British Cohort Study 1970 (BCS70)
 Born in Bradford: Better Start Peterborough Adolescent & Young Adult
 Personnel: A Cohort Study Development Study (PADS+)
 South East London Community Health Study (SELCoH) Growing Up in Scotland
 Children of 1950s: Aberdeen Birth Cohorts
 Millennium Cohort Study (MCS) Twins Early Development Study (TEDS)
 Environmental Risk Longitudinal Twin Study (E-Risk) Health and Wellbeing of UK Armed Forces Welsh Health Survey
 ROOTS Study European Social Survey (ESS)
 Million Women Study Wirral Child Health and Development Study (WCHADS)
 Cambridge Study in Delinquent Development IMAGEN
 Next Steps
 Health Survey for England Generation Scotland (Child Cohort & Birth Cohorts 1 & 2)
 Resilience, Ethnicity & Adolescent Mental Health (REACH)
 Cognitive Function and Ageing Studies National Child Development Study (NCDS)
 UKHLS: Understanding Society & British Household Panel Survey
 European Quality of Life Survey (EQLS)
 Health Survey Northern Ireland
 Whitehall II
 Scottish Health Survey

Mental health topics

Included

- ✓ Indicators of mental health problems
- ✓ Impairment or difficulties resulting from mental health problems
- ✓ Treatment, service use and help-seeking
- ✓ Measures of psychological wellbeing

Excluded

- ✗ Cognitive measures
- ✗ Personality and temperament measures
- ✗ Risk factors for mental health problems

ADHD

Alcohol use disorders

Alexithymia

Antisocial Personality Disorder and antisocial behaviour

Anxiety

Anxiety - phobias

Anxiety - social anxiety

Autism

Bipolar disorder and mania

Borderline Personality Disorder

Childhood emotional and behavioural problems

Conduct disorder and childhood antisocial behaviour

Depression

Eating disorders - anorexia

Eating disorders - bulimia

Eating disorders - other eating disorders

ADHD

Alcohol use disorders

Alexithymia

Antisocial Personality Disorder and antisocial behaviour

Anxiety

Anxiety - phobias

Anxiety - social anxiety

Autism

Bipolar disorder and mania

Borderline Personality Disorder

Childhood emotional and behavioural problems

Conduct disorder and childhood antisocial behaviour

Depression

Eating disorders - anorexia

Eating disorders - bulimia

Eating disorders - other eating disorders

Gambling disorder

Help-seeking behaviour

Impairment and disability associated with
mental health problems

Personality disorders

Post-traumatic stress disorder (PTSD)

Psychological distress

Psychological wellbeing

Psychopathy and callous-unemotional traits

Schizophrenia and psychosis

Self-harm and suicide

Substance use disorders

Tobacco use and smoking

Treatment and service use

Step by step ...

- ✓ Look up studies online and check key papers
- ✓ Collect and organise information about measures including items and informants
- ✓ Review in our group
- ✓ Contact the study team
- ✓ Add study to the Catalogue with our web developer

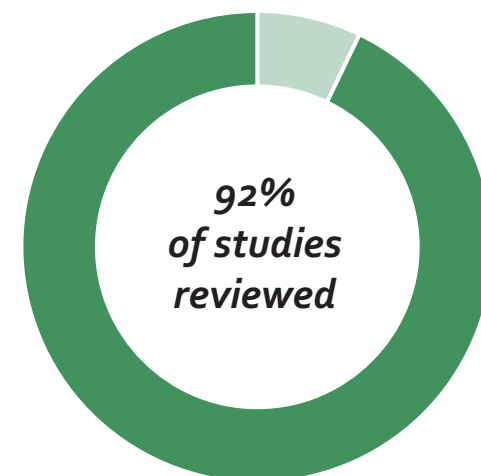
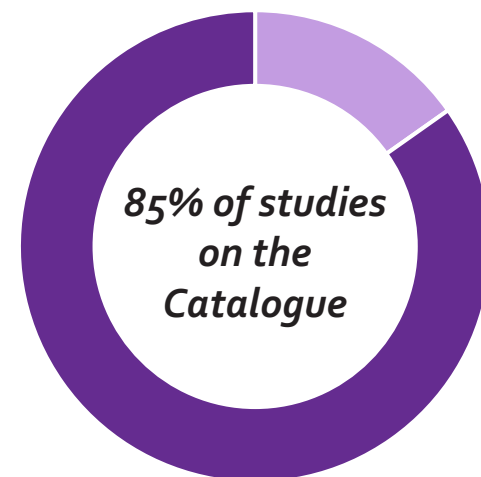
THANK YOU!
to all the studies included so far

So far...

Have reviewed **92%** of identified studies

Over **3000 mental health** measures
identified from more than **300 waves** of
data collection

Depression, anxiety, psychological
distress, wellbeing and alcohol and
substance use most often measured



What the Catalogue does ...

- ✓ Provide a **search engine** for mental health and wellbeing measures in UK cohort and longitudinal studies
- ✓ Present **detailed information** about the measures, including items, response scales, informants and reporting period
- ✓ Highlight **statistical properties** of standard measures of mental health and wellbeing
- ✓ Point to **data access policies** for each study
- ✓ **Signpost resources** for conducting longitudinal mental health research, including courses and online training

What the Catalogue does NOT do ...

- × Provide access to data
- × Include appraisal of measures' suitability for particular projects
- × Include information on factors related to mental health, such as:
 - × Cognition, neurocognitive disorders, learning difficulties or learning disabilities
 - × Personality and temperament
 - × Risk factors for mental health problems
- × Cover trials or experimental research
- × Provide research training

The Catalogue and COVID19

52% of studies on the Catalogue are collecting new data during the pandemic

The Catalogue provides detailed information about **50 new data collection events** collected by **21 cohorts**

- ✓ Mental health measures
- ✓ Participants, informant, data collection method
- ✓ Data access policies



An interactive catalogue of mental health and wellbeing measures in British cohort and longitudinal studies



The UK boasts rich and world-renowned cohort and longitudinal studies which offer unique opportunities to answer key questions about mental health and wellbeing.




The catalogue provides information about thousands of standard and non-standard measures of mental health and wellbeing collected in UK longitudinal studies.



Measures detailed in the catalogue include indicators of mental health problems, treatment, service use, impairment and psychological wellbeing.

[Search Mental
Health Measures](#)



www.cataloguementalhealth.ac.uk

Next steps




Add new resources to support researchers to use data and measures effectively



Include international cohorts



Broaden scope to more wellbeing measures, mental health topics and social indicators



www.cataloguementalhealth.ac.uk