

---

# Education in the long run - which data are available?

**Beate Lichtwardt – UKDS data on education, access and support**

UK Data Archive/ UK Data Service  
University of Essex

**Wei Xun – ONS Longitudinal Study, access and research topics**

CeLSIUS  
UCL

Webinar, 2<sup>nd</sup> April 2019



---

Can you hear us?



---

# Can you hear us?

If not:

- Check your volume, and that your speaker/headset is plugged in
- Your invitation also included a phone number; you can call that to listen in



---

# UK Data Service: an introduction to data on education

## Data, access and support

**Beate Lichtwardt**  
UK Data Archive, UK Data Service  
University of Essex

Webinar, 2<sup>nd</sup> April 2019



---

# Data on education - foreword

Education is a key factor in shaping an individual's life chances. It not only determines later employment chances, but also living and housing conditions, nutrition and health, participation in social life, friends and partner options and, finally, the educational opportunities and achievements of our children.

Education is commonly regarded as the key to remaining competitive in a constantly changing, globalised world, as it is the key to meet the demands of a 'knowledge-based economy'.

The UK Data Service holds a wide and rich range of data collections suitable to shed light on all sorts of education-related research questions, from key longitudinal studies to international microdata, government data and qualitative data collections.



# Roadmap

## Who

... are we?

## What

... longitudinal data  
on education are  
available via the  
UK Data Service?

## Where

... to find and  
access data,  
resources and  
help?

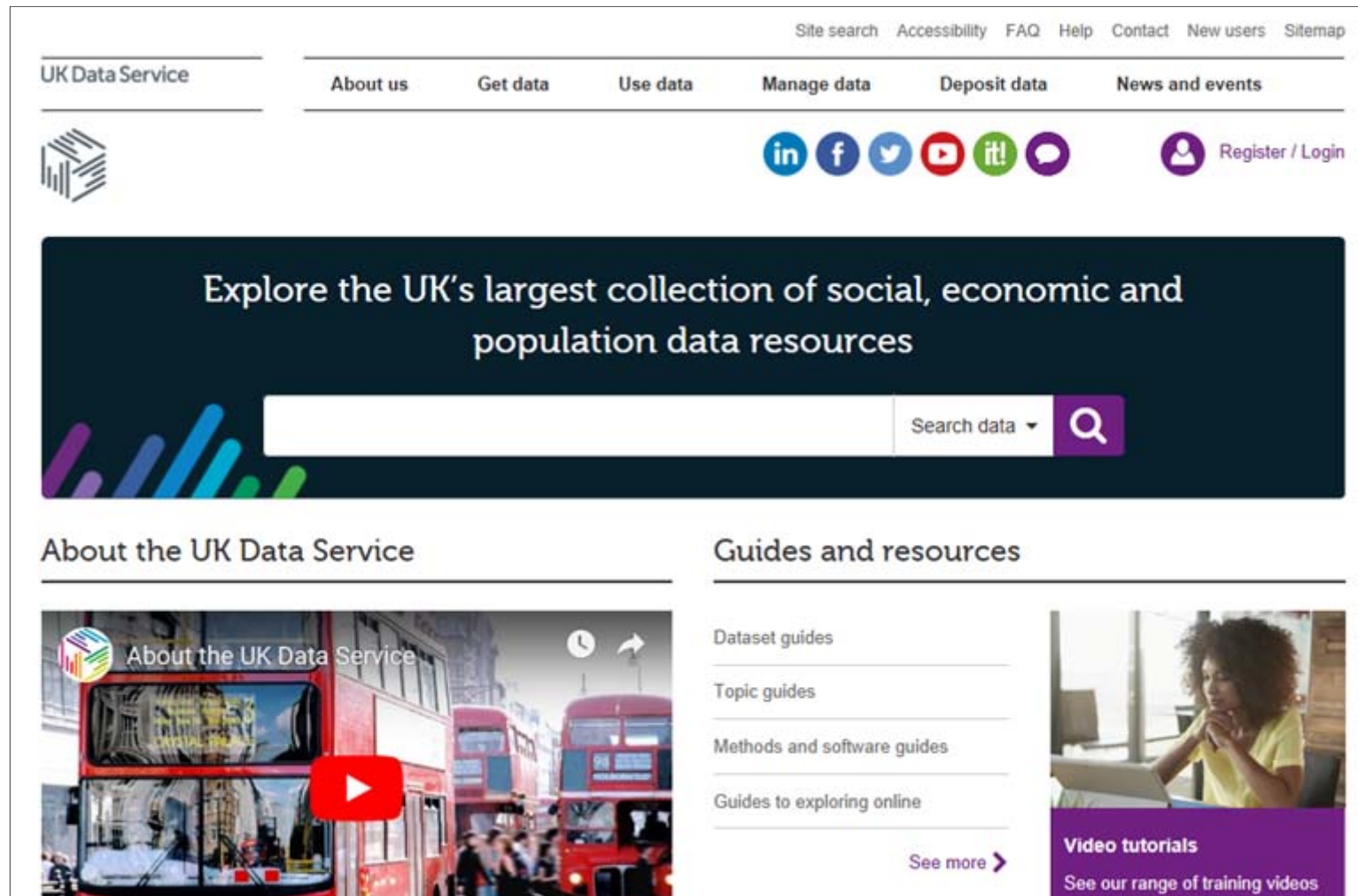
---

# What is the UK Data Service?

- a comprehensive resource funded by the ESRC
- a single point of access to a wide range of secondary social science data
- support, training and guidance (listen to recorded webinars)



# UK Data Service



The screenshot shows the UK Data Service website homepage. At the top, there is a navigation bar with links for Site search, Accessibility, FAQ, Help, Contact, New users, and Sitemap. Below this is a secondary navigation bar with links for About us, Get data, Use data, Manage data, Deposit data, and News and events. The UK Data Service logo is on the left, and social media icons for LinkedIn, Facebook, Twitter, YouTube, and Instagram are in the center. A 'Register / Login' button is on the right. The main banner features the text 'Explore the UK's largest collection of social, economic and population data resources' and a search bar with a 'Search data' dropdown and a magnifying glass icon. Below the banner, there are two sections: 'About the UK Data Service' with a video player showing a red double-decker bus, and 'Guides and resources' with a list of links: Dataset guides, Topic guides, Methods and software guides, and Guides to exploring online. A 'See more' link is at the bottom of the guides list. To the right of the guides list is a 'Video tutorials' section with a photo of a woman and the text 'See our range of training videos'.

UK Data Service

About us Get data Use data Manage data Deposit data News and events

Explore the UK's largest collection of social, economic and population data resources

Search data

About the UK Data Service

Guides and resources

Dataset guides

Topic guides

Methods and software guides

Guides to exploring online

See more

Video tutorials

See our range of training videos

[ukdataservice.ac.uk](http://ukdataservice.ac.uk)



# Location of today's materials

UK Data Service

Site search Accessibility FAQ Help Contact New users Sitemap

About us Get data Use data Manage data Deposit data **News and events**


Home > News and events > Events

## Events


Training workshops, conferences, seminars and related events

Looking for a research methods course? See the [NCRM Training and Events Database](#) for a comprehensive list of workshops throughout the UK.


Showing 1 to 10 of 22 entries 1 2 3 ► ►►




**Webinar: Education in the long run - which data are available?**  
02 Apr 2019  
Online, 15.00 - 16.00 GMT



**Webinar: Quantifying the impact of web mode on analyses of data from Wave 8 of Understanding Society**  
04 Apr 2019  
Online, 15.00 - 16.00 BST



**Webinar: Introduction to the UK Data Service**  
02 May 2019  
Online, 15.00 - 16.00 BST



**WEBINAR RECORDINGS**  
Watch our webinar recordings on YouTube  
▶

**RELATED LINKS**

Core Webinars Programme 2019  
Webinars FAQ

**News**

- Events
- Past Events

**Data Impact Blog**

slides of today

webinar recordings

---

# Who is it for?

- academic researchers and students
- government analysts
- charities and foundations
- business consultants
- independent research centres
- think tanks



---

# Data sources

- official agencies - mainly central government
- international statistical time series
- individual academics - research grants
- market research agencies
- public records/historical sources
- access to international data via links with other data archives worldwide

---

# Types of data collections

- **survey microdata**
  - cross-sectional
  - panel/ longitudinal
  - international microdata
- **aggregate statistics**
  - international macrodata
- **Census data**
  - aggregate data for 1971-2011
  - microdata for 1991, 2001 and 2011
- **qualitative/ mixed methods data**
  - in-depth interview transcripts, diaries, anthropological field notes, answers to open-ended survey questions, audio-visual recordings and images

# Key data

## UK Surveys

large-scale  
government  
funded  
surveys

## Longitudinal

major UK  
surveys  
following  
individuals  
over time

## International

multi-nation  
aggregate  
databanks  
and survey  
data

## Qualitative

range of  
multimedia  
qualitative  
and mixed  
methods data

## Census

Census data  
1971 – 2011

## Business

microdata

## Administrative

records for  
admin. data,  
for which  
ADRN has  
negotiated  
researcher  
access

## Controlled International Microdata

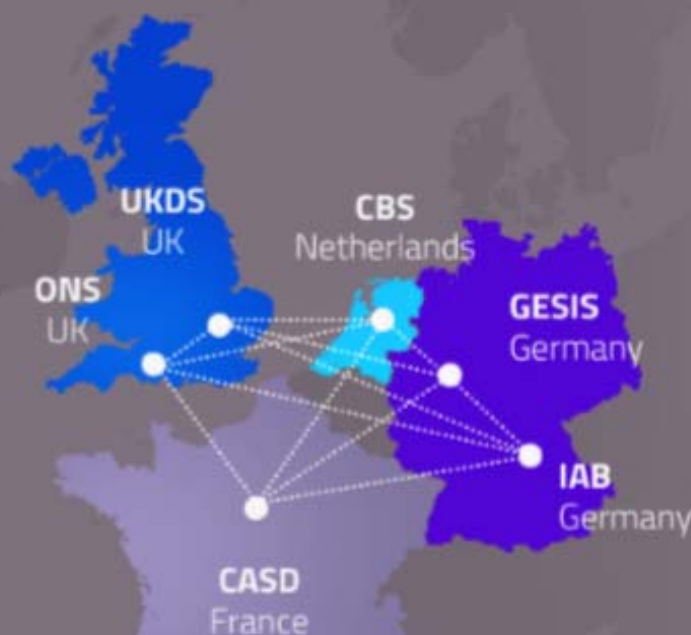
IAB  
CASD  
(CBS)



# IDAN

## International Data Access Network

The IDAN project is a collaboration between **6 RESEARCH DATA CENTRES (RDCs)** from France, Germany, The Netherlands and the United Kingdom to facilitate research use of controlled access data between these RDCs/ countries via reciprocal provision of Safe Room Remote Desktop Access.



The Network will enable researchers to work remotely on controlled access data provided by partner countries

CASD C



Office for  
National Statistics

gesis  
Leibniz Institute  
for the Social Sciences



UK Data Service

UK Data Service



# International controlled microdata - CASD

- In cooperation with the French Secure Access Data Centre (CASD - Data of the Centre d'Accès Sécurisé aux Données), the **UK Data Service** has set up a secure data access point within the UK Data Service Safe Room at the University of Essex to facilitate on-site direct remote access to the CASD data from UK.
- Data: <https://www.casd.eu/en/available-data-on-casd/>
- To apply for data access, contact: [service@casd.eu](mailto:service@casd.eu)

# CASD data (269)

## Themes:

- Agriculture
- Births – Fertility
- Business demography
- Characteristics of enterprises
- Construction
- Couples, Families, Households
- Deaths, Mortality, Life expectancy
- Economic outlook
- Education, training, skills
- Employment, labour force
- Environment
- Foreigners, Immigrants
- Globalisation, competitiveness and innovation
- Health, handicap, dependency
- Household consumption and ownership rates
- Housing
- Income, Living standards, purchasing power
- Population, change and structure
- Public finance
- Safety, justice
- Social protection, pensions
- Society, social life, elections
- Transportation
- Unemployment
- Wages and salaries

## Producer list includes:

- Insee (NSI)
- Ministry of Labour (DARES)
- Ministry of Environment (SDES)
- Central Agency for Social Security (ACOSS)
- Institute for Research and Information in Health Economics (IRDES)
- Ministry of Finance (DGFIP)
- Ministry of Justice (SDSE)
- Public Investment Bank (BPIFrance)
- National housing information agency
- Hospital stays (PMSI)
- Directorate General for Enterprise (DGE)



# International controlled microdata - IAB

- Provision of Safe Room Remote Desktop Access
- UK Data Service – IAB (Institute for Employment Research), Germany
- Datasets available via UK Data Service Safe Room: IAB RDC on-site use files, [https://fdz.iab.de/en/FDZ\\_Overview\\_of\\_Data.aspx](https://fdz.iab.de/en/FDZ_Overview_of_Data.aspx)



# IAB/FDZ data

## Central FDZ data products

The following data products are updated regularly:

Establishment Data	Individual and Household Data	Integrated Establishment and Individual Data
Establishment History Panel (BHP)	Sample of Integrated Labour Market Biographies (SIAB)	Linked Employer-Employee Data of the IAB (LIAB)
IAB Establishment Panel	Panel Study Labour Market and Social Security (PASS)	
German Job Vacancy Survey of the IAB	IAB-SOEP Migration Sample (IAB-SOEP-MIG)	

### Establishment Data

- German Management and Organizational Practices (GMOP) Survey

### Individual and Household Data

- Working and Learning in a Changing World (ALWA), ALWA Literacy und Numeracy Data (ALWA-LiNu) and ALWA survey data linked to administrative data of the IAB (ALWA-ADIAB)
- Employee survey 'Bonus payments, wages increases, and fairness' (BLoG)
- Biographical Data of Social Insurance Agencies in Germany (BASiD)
- IAB-BAMF-SOEP Survey of Refugees
- IZA/IAB Administrative Evaluation Dataset (AED) and IZA/IAB Linked Evaluation Dataset 1993-2010 (LED)
- IIA – Survey Data. German cohort study on work, age and health
- National Educational Panel Study (NEPS), Starting Cohort 6 (SC6) survey data linked to administrative data of the IAB (NEPS-SC6-ADIAB)
- S-MGA - The Study on Mental Health at Work

### Integrated Establishment and Individual Data

- Linked Personnel Panel (LPP) and LPP survey data linked to administrative data of the IAB (LPP-ADIAB)
- Panel "WeLL" - Employee Survey for the Project "Further Training as a Part of Lifelong Learning" and WeLL survey data linked to administrative data of the IAB (WeLL-ADIAB)

[https://fdz.iab.de/en/FDZ\\_Overview\\_of\\_Data.aspx](https://fdz.iab.de/en/FDZ_Overview_of_Data.aspx)

---

# UK surveys - examples

- Labour Force Survey, 1973-
- Skills and Employment Surveys Series Dataset, 1986, 1992, 1997, 2001, 2006 and 2012, Follow-up Survey 2014
- British Social Attitudes Survey, 1983-
- General Lifestyle Survey (previously known as General Household Survey), 1971-2012
- Integrated Household Survey, 2009-

# International data - examples

- Africa Development Indicators
- World Bank  
World Development Indicators
- OECD  
Education Statistics

*“The primary school completion rate for eight Sub-Saharan countries (Benin, Burkina Faso, Chad, Guinea, Madagascar, Malawi, Mozambique and Niger) more than doubled between 1990 and 2009.”*

Table X.5  
Typical graduation ages in tertiary education

	Tertiary-type B (ISCED 5B)	All programmes	Tertiary-type A (ISCED 5A)			Advanced research programmes (ISCED 6)	
			3 to less than 5 years	5 to 6 years	More than 6 years		
OECD COUNTRIES	Australia	m	a	20-21	22-23	24	25-29
	Austria	m	a	22	23	a	25
	Belgium	m	a	m	m	m	25-29
	Czech Republic	22	a	22	24	a	26
	Denmark	21-25	a	22-24	25-26	27-30	30
	Finland	21-22	a	25-29	25-29	30-34	29
	France	20-21	a	21-22	23-24	25	25-26
	Germany	21	a	25	26	a	28
	Greece	20-21	a	21-22	22-24	a	24-28
	Hungary	20-22	a	22-24	23-26	26-27	30-34
	Iceland	22-24	a	23	25	27	29
	Ireland	20	a	21	23	24	27
	Italy	22-23	a	22	23-25	25-27	27-29
	Japan	20	a	22	24	a	27
	Korea	m	a	m	m	m	26
	Mexico	20	20-26	22	24	25	26
	Netherlands	m	a	m	m	m	25
	New Zealand	20	21	m	m	m	28
	Norway	m	a	m	m	m	29
	Poland	m	24	m	m	m	m
	Slovak Republic	20-21	a	m	m	m	27
	Spain	19	20-22	m	m	m	25-27
	Sweden	22-23	a	23-25	25-26	a	27-29
	Switzerland	23-29	a	23-26	23-26	28	29
	Turkey	m	m	m	m	m	28-29
	United Kingdom	20	a	21	23	24	24
	United States	20	22	22	22	22	27

---

# Qualitative/mixed methods data - examples

- International Students' Intercultural Experiences: a Comparative Study, 2006-2008
- Discourse of the School Dinners Debate, 2004-2008
- School Leavers Study, 1978

Ray Pahl, SN 4867

Teachers at a comprehensive school on the Isle of Sheppey were asked to set a particular essay to those pupils who were students in English lessons about ten days before they were due to leave school. The students were asked to imagine that they were nearing the end of their life, and that something had made them think back to the time when they left school. They were then asked to write an imaginary account of their life over the next 30 or 40 years.

The resulting data: 142 handwritten essays in 1978 by school leavers aged 15 and 16 years old.

# Qualitative data - examples

## Example – How can the data be used?

### Living and Working on Sheppey, Dawn Lyon and Graham Crow

- digitised the original 1978 handwritten data
- repeated the same 1978 exercise in 2009/2010 and collected 110 essays
- coded and compared the data across time



Together, these two sets of essays shed light on the aspirations of Sheppey's young people (and young people more generally) and cover a range of topics including health, education, career, family and leisure.

### Example analysis of the career aspirations of Sheppey's young people

*1978: Mundane & grounded jobs. Gradual career progression. Periods of unemployment*

*"It was hard finding a job, I failed a few chances, but eventually got what I wanted locally, a craft apprenticeship"*  
(Essay number 27, male)

*2010 essays: Well-paid, instantaneous jobs. Choice but uncertainty. Influence of celebrity culture*

*"In my future I want to become either: a dance teacher, hairdresser, or a Professional Show Jumper/horse rider. If I do become a dancer my dream would be to dance for Beyoncé or someone really famous"* (Essay number 61, female)

# Longitudinal data

- longitudinal surveys involve repeated surveys of the same individuals at different points in time
- large samples, nationally-representative
- new respondents are added regularly to keep numbers up
- allow researchers to analyse change at an individual level
- more complex to manage and analyse

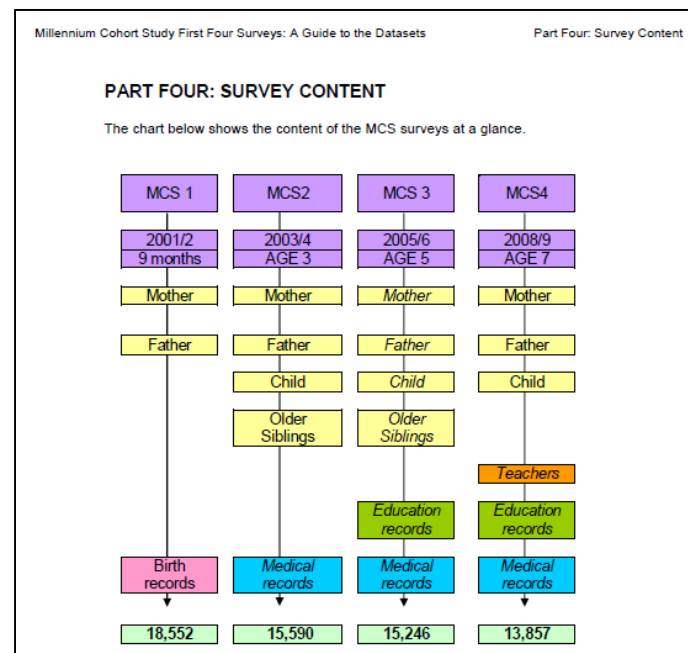




## Education: Background and Attainments

Name	Label	Record	Waves 1 - 18
wCASMIN	CASMIN levels	wINDRESP	A B C D E F G H I J K L M N O P Q R
wFEEND	Further education leaving age	wINDRESP	A B C D E F G H I J K L M N O P Q R
wFENOW	Still in further education	wINDRESP	A B C D E F G H I J K L M N O P Q R
wFETYPE	Type of further education attended	wINDRESP	A B C D E F G H I J K L M N O P Q R
wISCED	ISCED levels	wINDRESP	A B C D E F G H I J K L M N O P Q R
wLEDENDM	Month resp. 1st left f/t education	wINDRESP	- B - - - - - K L - - - - -
wLEDENDY	Year resp. 1st left f/t education	wINDRESP	- B - - - - - K L - - - - -
wLEDENY4	Year resp. 1st left f/t education	wINDRESP	- B - - - - - K L - - - - -
wLNGENG	Mother tongue	wINDRESP	- - - - - J - - - - -
wLNGOTH	Other language	wINDRESP	- - - - - J - - - - -

([www.iser.essex.ac.uk/bhps/documentation/volb/indexes/subcat2.html#Education:%20Background%20and%20Attainments](http://www.iser.essex.ac.uk/bhps/documentation/volb/indexes/subcat2.html#Education:%20Background%20and%20Attainments))



Hansen, Kirstine et al.  
(2012): Millennium Cohort  
Study. First, Second,  
Third and Fourth  
Surveys. A Guide to the  
Datasets.



# Longitudinal data – some examples

- 1958 National Child Development Study (NCDS)
- 1970 British Cohort Study (BCS70)
- Millennium Cohort Study (MCS)
- British Household Panel Survey (BHPS)
- Understanding Society/  
UK Household Longitudinal Study (UKHLS)
- Families and Children Study (FACS)
- English Longitudinal Study of Ageing (ELSA)
- Next Steps (LSYPE 1) (Longitudinal Study of Young people in  
England - LSYPE) (1989-90)
- Our Future (LSYPE 2)
- Growing Up in Scotland (GUS)
- CLOSER (Cohort and Longitudinal Studies Enhancement  
Resources)

[▶ Our studies](#)[▶ Our research](#)[▶ Publications and resources](#)[▶ Data access and training](#)[▶ Home](#)

## Our studies

The Centre for Longitudinal Studies is home to four national longitudinal cohort studies, which follow tens of thousands of people from birth and across the whole of their lives.

Each of our four studies follows large, nationally representative groups of people born in a given year. Our oldest study charts the lives of a group of Baby Boomers born in the late 1950s, while our youngest keeps up with a group born at the turn of the new century.



### 1958 National Child Development Study

Following the lives of 17,000 people born in a single week in 1958 in Great Britain.



### 1970 British Cohort Study

Following the lives of 17,000 people born in a single week in 1970 in Great Britain.




### Next Steps

Following the lives of 16,000 people in England born in 1989-90.



### Millennium Cohort Study

The most recent of Britain's cohort studies, following 19,000 young people born in the UK at the start of the new century.



7 tracks

CLS cohorts  
CLS Podcasts

## podcasts



- 1 Experiences of child poverty among the millennium generation - with Prof...
- 2 Children's physical development - with Roxanne Connelly
- 3 Children's cognitive development - with Matt Brown
- 4 School life at age 11 - with Kirstine Hansen
- 5 Growing up in the new century - with Kate Smith
- 6 Family structure at age 11 - with Prof Heather Joshi
- 7 An introduction to the Millennium Cohort Study - with Emla Fitzsimons

[soundcloud.com/clscohorts](https://soundcloud.com/clscohorts)

# British Birth Cohort Studies (CLS)

Focus on impact of childhood conditions on education, later life health and economic circumstances and understanding children and families in the UK

## NCDS sweeps

Since the initial birth sweep, NCDS cohort members have been followed up ten times. The next sweep will take place in 2020 – 2021 when the cohort members will be in their early sixties. Click on a sweep below to learn more about the information collected.

Year	1958	1965	1969	1974	1981	1991	2000	2002	2004	2008	2013	2020
Age	Birth	7	11	16	23	33	42	44	46	50	55	62

## BCS70 sweeps

Since the birth survey in 1970 there have been nine 'sweeps' of all cohort members. The most recent sweep was at age 46. We finished surveying cohort members for this in summer 2018 and the data we have collected will be available from spring 2019. The next sweep will take place in 2020 when cohort members are age 50. Click on a sweep below to learn more about the information collected.

Year	1970	1975	1980	1986	1996	2000	2004	2008	2012	2016	2020
Age	Birth	5	10	16	26	30	34	38	42	46	50

## MCS sweeps

We have completed six MCS sweeps to date. The most recent sweep was when cohort members were 14 years old. We are currently surveying them again, at age 17. Click on a sweep below to learn more about the information collected.

Year	2001	2004	2006	2008	2012	2015	2018
Age	9 months	3	5	7	11	14	17

Next Steps sweeps

The first seven sweeps of Next Steps were managed by the Department for Education.

The most recent sweep was managed by CLS. Click on a sweep below to learn more about the information collected.

Year	2004	2005	2006	2007	2008	2009	2010	2015
Age	14	15	16	17	18	19	20	25

UK Data Service

# MCS – Linked Education Administrative Datasets (KS1, KS2)

GN 33445 | Millennium Cohort Study, 2001 - : Secure Access

SN	Study description	Access online	Select
8302	<a href="#">Millennium Cohort Study: NHS Patient Episode Database for Wales, Linked Administrative Datasets: ICD-10 Codes in Continuous Spells, 2001-2012: Secure Access</a>		<a href="#">Login</a>
8232	<a href="#">Millennium Cohort Study: Geographical Identifiers, Sixth Survey, 2011 Census Boundaries: Secure Access</a>		<a href="#">Login</a>
8231	<a href="#">Millennium Cohort Study: Geographical Identifiers, Sixth Survey, 2001 Census Boundaries: Secure Access</a>		
8227	<a href="#">Millennium Cohort Study: Ofsted and Teacher Survey Linked Data, 2008: Secure Access</a>		
8226	<a href="#">Millennium Cohort Study: Ofsted Linked Data, 2006-2012: Secure Access</a>		
7761	<a href="#">Millennium Cohort Study: Geographical Identifiers, Fourth Survey: Secure Access</a>		
7760	<a href="#">Millennium Cohort Study: Geographical Identifiers, Third Survey: Secure Access</a>		<a href="#">Login</a>
7762	<a href="#">Millennium Cohort Study: Geographical Identifiers, Fifth Survey, 2001 Census Boundaries: Secure Access</a>		<a href="#">Login</a>
7763	<a href="#">Millennium Cohort Study: Geographical Identifiers, Fifth Survey, 2011 Census Boundaries: Secure Access</a>		<a href="#">Login</a>
7759	<a href="#">Millennium Cohort Study: Geographical Identifiers, Second Survey: Secure Access</a>		<a href="#">Login</a>
7758	<a href="#">Millennium Cohort Study: Geographical Identifiers, First Survey: Secure Access</a>		<a href="#">Login</a>

6862	<a href="#">Millennium Cohort Study: Linked Education Administrative Dataset (KS1), England: Secure Access</a>		<a href="#">Login</a>
7712	<a href="#">Millennium Cohort Study: Linked Education Administrative Dataset (KS2), England: Secure Access</a>		<a href="#">Login</a>
7415	<a href="#">Millennium Cohort Study: Linked Education Administrative Dataset (KS1), Wales: Secure Access</a>		<a href="#">Login</a>
7414	<a href="#">Millennium Cohort Study: Linked Education Administrative Dataset (KS1), Scotland: Secure Access</a>		<a href="#">Login</a>

[beta.ukdataservice.ac.uk/datacatalogue/series/series?id=2000031#!/access](https://beta.ukdataservice.ac.uk/datacatalogue/series/series?id=2000031#!/access)

# The UK Household Longitudinal Study



- started in 2009: UKHLS or 'Understanding Society' ; First data: 2010
- study of the socio-economic circumstances and attitudes of 100,000 individuals in 40,000 British households
- UKLHS replaces and incorporates the BHPS (1991-2009 , 5500 hh's), retaining the latter's longevity whilst adding
  - to the sample size
  - to the scope of the study (new components: innovation panel, greater detail on ethnic minority groups, qualitative and biomedical data collections)
- coverage includes:
  - current employment and earnings; employment status; parenting and childcare arrangements; family networks; benefit payments; political party identification; household finances; environmental behaviours; consents to administrative data linkage (health and education)

---

# UKHLS - data linkage

Data linkage - the process of linking together two or more streams of data - opens up new research opportunities. In the case of Understanding Society, it allows researchers to make use of additional information that the survey does not collect in the annual interviews.

## 3 types of data linkage:

- **geographical identifiers**  
(range from individual countries within the UK to Local Authority Districts, Super Output Areas down to grid references)
- **administrative data linkage**  
(datasets, which will be linked to Understanding Society, cover areas of: education, health, economic circumstances, transport)
- **organisations**  
(identifiers of the schools that children attend or recently attended)

# Understanding Society and Harmonised BHPS

SN 6614

Understanding Society: Waves 1-8, 2009-2017 and Harmonised BHPS: Waves 1-18, 1991-2009

Understanding Society data containing:

- the latest wave,
- updated files from previous waves,
- all 18 waves of BHPS repurposed to be used alongside Understanding Society data

GN 33429	Understanding Society: Waves 1- , 2008-: Secure Access		
SN	Study description	Access online	Select
6676	<a href="#">Understanding Society: Waves 1-8, 2009-2017 and Harmonised BHPS: Waves 1-18, 1991-2009: Secure Access</a>		<a href="#">Login</a>
7332	<a href="#">Understanding Society: Innovation Panel, Waves 1-10, 2008-2017: Secure Access, National Grid Reference (Easting, Northing, OSGRDIND)</a>		<a href="#">Login</a>
7642	<a href="#">Understanding Society: Wave 1, 2009-2011: Linked National Pupil Database: Secure Access</a>		<a href="#">Login</a>



## Data Linkage phases

Dataset and owner	Informed consent collection	Status
<b>Education</b>		
National Pupil Database, England, Department for Education (England) <a href="#">See this dataset</a>	Wave 1, Wave 4, Wave 5 (rising 16s), Wave 6 (rising 16s), Wave 7 (rising 16s) and Wave 9 (rising 16s)	Linkage complete for wave 1 consents, wave 4 in progress
National Pupil Database, Wales, Department for Education and Skills (Wales)	Wave 1, Wave 4, Wave 5 (rising 16s), Wave 6 (rising 16s), Wave 7 (rising 16s) and Wave 9 (rising 16s)	Linkage application in progress
Department of Education and Education and Skills Authority Northern Ireland	Wave 1, Wave 4, Wave 5 (rising 16s), Wave 6 (rising 16s), Wave 7 (rising 16s) and Wave 9 (rising 16s)	
Education and Lifelong Learning Department and Education Authorities Scotland	Wave 1, Wave 4, Wave 5 (rising 16s), Wave 6 (rising 16s), Wave 7 (rising 16s) and Wave 9 (rising 16s)	Linkage, application approved.
HESA database, Higher Education Statistics Agency	Wave 5, 2015	
Individual, Learner Records, Skills Funding Agency/BIS	Wave 7 (rising 16s) and Wave 9 (rising 16s)	
Early Years Census, Department for Education (England)	Wave 7	
<b>Health</b>		
Hospital, Episode Statistics, National Health Service and related agencies	Wave 1, Wave 5 (rising 16s) and Wave 6 (rising 16s)	
NHS Central Register, National Health Service and related agencies	Wave 1, Wave 5 (rising 16s) and Wave 6 (rising 16s)	
<b>Work/Pensions</b>		
Participation in government schemes, Department for Work and Pensions	Wave 4 and Wave 7	
HMRC data: employment and self-employment history, National Insurance contributions, income and tax credits	Wave 5 and Wave 8	
<b>Transport</b>		
Vehicle register, Driver and Vehicle Licensing Agency	Wave 5	
<b>Energy Use</b>		
Department for Business, Energy and Industrial Strategy (BEIS)	Wave 8	



Understanding Society  
THE UK HOUSEHOLD LONGITUDINAL STUDY



UK Data Service

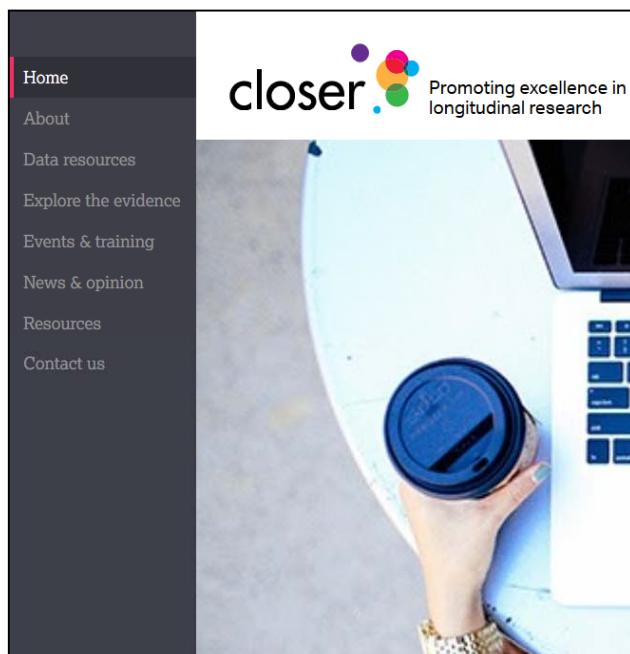




# CLOSER

The UK is home to the world's largest and longest-running longitudinal studies.

CLOSER (Cohort & Longitudinal Studies Enhancement Resources) aims to maximise their use, value and impact both at home and abroad. Bringing together eight leading studies, the British Library and the UK Data Service, CLOSER works to stimulate interdisciplinary research, develop shared resources, provide training, and share expertise. In this way CLOSER is helping to build the body of knowledge on how life in the UK is changing – both across generations and in comparison to the rest of the world.



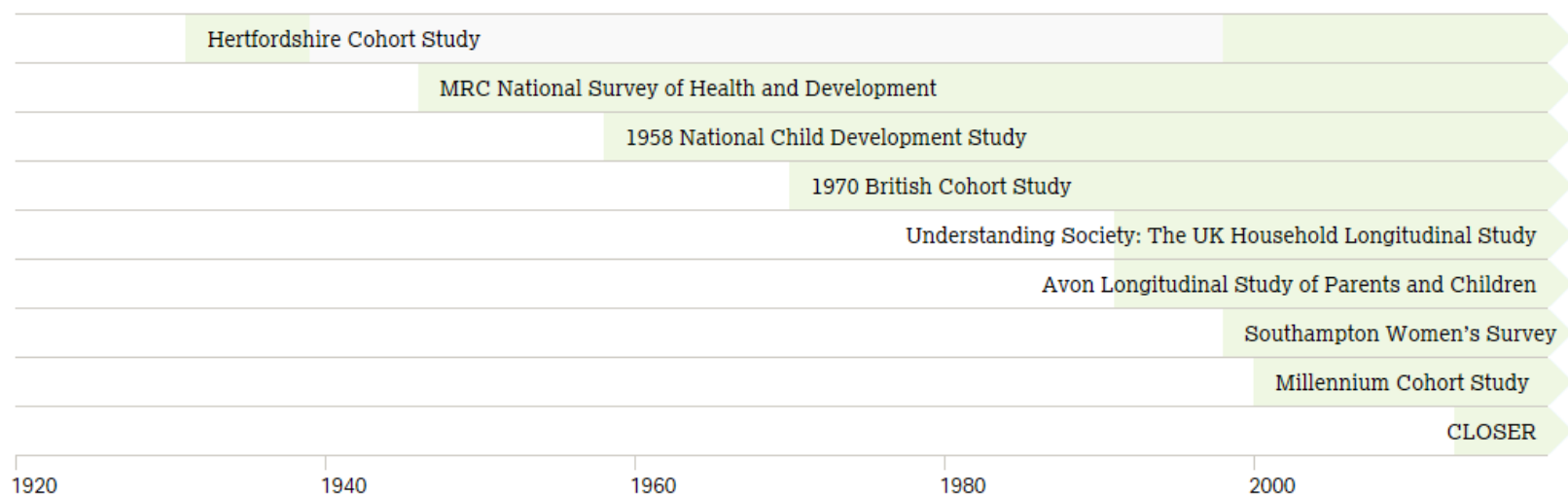
## Areas of work:

- Data harmonisation
- Data linkage
- Research impact
- Training and capacity building

[www.closer.ac.uk](http://www.closer.ac.uk)

## Timeline of studies

Scoop   ShareThis



---

# Harmonised Longitudinal Data - CLOSER

The UK Data Service is pleased to announce the first harmonised datasets, created by CLOSER (Cohort and Longitudinal Studies Enhancement Resources) are now available to download. The datasets harmonise body size and body composition variables (height, weight and BMI) across five of the UK's prestigious cohort studies:

- MRC National Survey of Health and Development (NSHD)
- National Child Development Study 1958 (NCDS)
- 1970 British Cohort Study (BCS70)
- Millennium Cohort Study (MCS)
- Avon Longitudinal Study of Parents and Children (ALSPAC)

*“As an experienced researcher I know the huge challenges involved in creating harmonised datasets from different data sources, and the importance of ensuring the methods used can be usefully exploited by other researchers. Longitudinal harmonisation provides fascinating insights as to how the UK is changing over time, and I’m delighted CLOSER is helping make this work easier.”(Professor Alison Park)*



# CLOSER datasets at the UK Data Service

GN 33530

## CLOSER Workpackage 1: Harmonised Height, Weight and BMI in Five Longitudinal Cohort Studies

SN	Study description	Access online	Select
8209	<a href="#">Harmonised Height, Weight and BMI in Five Longitudinal Cohort Studies: MRC National Survey of Health and Development: Special Licence Access</a>		<a href="#">Login</a>
8208	<a href="#">Harmonised Height, Weight and BMI in Five Longitudinal Cohort Studies: Avon Longitudinal Study of Parents and Children: Special Licence Access</a>		<a href="#">Login</a>
8207	<a href="#">Harmonised Height, Weight and BMI in Five Longitudinal Cohort Studies: National Child Development Study, 1970 British Cohort Study and Millennium Cohort Study</a>	<a href="#">Nesstar</a>	<a href="#">Login</a>

GN 33536

## CLOSER Workpackage 2: Harmonised Socio-Economic Measures in Four Longitudinal Cohort Studies



SN	Study description	Access online	Select
8308	<a href="#">Harmonised Socio-Economic Measures in Four Longitudinal Cohort Studies: MRC National Survey of Health and Development: Special Licence Access</a>		<a href="#">Login</a>
8307	<a href="#">Harmonised Socio-Economic Measures in Four Longitudinal Cohort Studies: National Child Development Study</a>	<a href="#">Nesstar</a>	<a href="#">Login</a>
8306	<a href="#">Harmonised Socio-Economic Measures in Four Longitudinal Cohort Studies: Millennium Cohort Study</a>	<a href="#">Nesstar</a>	<a href="#">Login</a>
8305	<a href="#">Harmonised Socio-Economic Measures in Four Longitudinal Cohort Studies: 1970 British Cohort Study</a>	<a href="#">Nesstar</a>	<a href="#">Login</a>


GN 33529

## CLOSER Training Datasets

SN	Study description
8205	<a href="#">National Child Development Study: CLOSER Training Dataset, 1958-2013</a>

[beta.ukdataservice.ac.uk/datacatalogue/series/series?id=2000111#!/access](https://beta.ukdataservice.ac.uk/datacatalogue/series/series?id=2000111#!/access)

[Home](#)
[About GUS](#)
[Information for GUS Families](#)
[Events](#)
[Using GUS data](#)
[Impact](#)
[Publications](#)
[Contact Us](#)
[News](#)
[Teachers](#)



### ARE YOU


- Taking part in GUS?
- Interested in our findings?
- Interested in using GUS data?

Growing Up in Scotland is the longitudinal research study tracking the lives of thousands of children and their families from the early years, through childhood and beyond. The main aim of the study is to provide new information to support policy-making in Scotland but it is also intended to provide a resource for practitioners, academics, the voluntary sector and parents.

### Search

Watch our 10 year anniversary film






Publication

### New findings – Language development and enjoyment of reading: impacts of early parent-child activities in two Growing Up in Scotland cohorts

A new report published by the Scottish Government explores the relationships between parent-child activities and language development and ... [read more](#)


News

### Our latest newsletter



### Keep in touch

Join our mailing list

 @growingupinscot

[growingupinscotland.org.uk/](http://growingupinscotland.org.uk/)



# Growing Up in Scotland (GUS)

following several cohorts (child cohort 2002-03, birth cohorts for 2004-2005 and 2010-2011) of Scottish children from the early years, through childhood and beyond

- health
  - neighbourhood
  - development
  - education
  - leisure
  - friendships
- 
- consent from parents to link data collected from them and their children to administrative data held by health and education authorities.




# More on longitudinal surveys and their impact

**Key Data -  
Longitudinal Surveys**

Beate Lichtwardt  
UK Data Archive/ UK Data Service  
University of Essex

Webinar, 18<sup>th</sup> October 2018

 UK Data Service

[ukdataservice.ac.uk/news-and-events/eventsitem/?id=5215](http://ukdataservice.ac.uk/news-and-events/eventsitem/?id=5215)

**Growing Up in Scotland**

**Bookbug**

**PlayfulRead**

**New findings - Language development and enjoyment of reading impacts on early parent-child activities in two**

**On average, children aged 3 in Scotland in 2015 had better vocabulary skills than those aged 3 in 2007/08**

**UK Data Service**

**Showcasing impact**

**How to Measure Household Expenditure**

**Neighbourhoods, ethnicity & well-being**

**Tackling worklessness and its consequences for children**

**How well are older people doing?**

**UK Data Service**

**Teenagers' school homework for social media and video games, new survey finds**

**TECHNOLOGY**

**CHILD OF THE NEW CENTURY**

**UK Data Service**

**Informing policy**

**Poor reading 'could cost UK £32bn in growth by 2025'**

**Read On. Get On.**

**READ ON GEON**

**UK Data Service**

---

# Finding longitudinal data on education




UK Data Service



# Search 1 – Key data

UK Data Service




[About us](#) [Get data](#) [Use data](#) [Manage data](#) [Deposit data](#) [News and events](#)

Home > Get data > Key data > Cohort and longitudinal studies

## Key data

Browse our most popular datasets, by data type.

UK surveys	Cross-national surveys	<b>Longitudinal studies</b>	International macrodata
Census data	Business microdata	Qualitative / mixed methods	Administrative data

SHARE 

Longitudinal studies involve repeated observations of the same subjects, allowing researchers to analyse change at the individual level.

The UK is home to several key longitudinal studies, including major panel and internationally-renowned cohort studies.


- [Data Catalogue](#) of longitudinal studies
- [Case studies](#) relating to longitudinal studies

[1970 British Cohort Study](#)

LOGIN / REGISTER

DISCOVER UK DATA SERVICE

GO



ANALYSING CHANGE OVER TIME


Read our introductory guide to quantitative analysis of change over time using different types of data and different methods commonly used to analyse these data.

>

[ukdataservice.ac.uk/get-data/key-data/cohort-and-longitudinal-studies.aspx](http://ukdataservice.ac.uk/get-data/key-data/cohort-and-longitudinal-studies.aspx)

# Search 2 – Data by theme

UK Data Service



About our data

Key data

- Data by theme
- Ageing
- Crime
- Economics
- Education
- Environment and energy
- Ethnicity
- Food
- Health
- Housing
- Information and communication
- Labour
- Politics
- Poverty

Data by geography

Open data

Site search Accessibility FAQ Help Contact New users Sitemap


About us **Get data** Use data Manage data Deposit data News and events

Home > Get data > Data by theme

## Data by theme


SHARE

The UK Data Service has web pages to aid researchers looking specifically for data on particular themes:



### Ageing

Ageing is the accumulation of a wide range of changes experienced by a person over time, including physical, psychological, and social factors. In particular, given the rise in life expectancy, there has been increasing focus on the social factors of ageing e.g. longer working hours, pensions, issues related to health and quality of life. Equally, social inequalities caused by increasing longevity also raise a complex set of challenges for policy makers. The UK Data Service holds a variety of data collections related to ageing, from key government and longitudinal surveys to international indicators and qualitative historical interviews.



### Crime


'Crime' encompasses a wide range of issues that lie within the remit of several academic disciplines, including sociology, psychology, law and economics. As a theme, crime may cover various topics, ranging from contemporary concerns over youth gangs and anti-social behaviour, through 'white collar' and corporate crime, including crimes against the environment, to serious violence. Crime-related data held by the UK Data Service include not only national crime surveys (which themselves cover diverse issues such as identity theft and alcohol-related disorder in the night-time economy) but also illegal drug use, workers in the criminal justice system, football hooliganism and community policing in Africa.

LOGIN / REGISTER

DISCOVER UK DATA SERVICE

GO

UK DATA SERVICE NEWSLETTER




Subscribe for consolidated quarterly updates from the UK Data Service

email address

SUBSCRIBE

[www.ukdataservice.ac.uk/get-data/themes.aspx](http://www.ukdataservice.ac.uk/get-data/themes.aspx)

 UK Data Service

# Search 3 – Data Catalogue: Studies (410)

The screenshot shows the UK Data Service Data Catalogue search results for the term 'education'. The search bar at the top contains the word 'education' and a search icon. Below the search bar, there are tabs for 'STUDIES (2208)' and 'SERIES (57)'. The 'STUDIES' tab is selected. On the left side, there are filters for 'Date from:' (1753), 'Date to:' (2019), 'Topic:', 'Data Type:' (with 'Cohort and longitudinal studies' selected), and 'Access:'. On the right side, there is a summary bar indicating 'Displaying 1 - 10 of 410 results for 'education'' and 'Page 1 of 41'. Below this, there are three study results listed: SN 5471 'Misreported Schooling and Returns to Education, 1958-1991' by Battistin, Erich and Sianesi, Barbara; SN 852021 'Education and social outcomes of young people: promoting success' by Salter, E, University of Sussex and Bond, R, University of Sussex; and SN 8278 'Study of Early Education and Development: Wave 2, 2014-2015'.

education

Variable and question bank > QualiBank >

STUDIES (2208) SERIES (57)

Date from: 1753 Date to: 2019

Refine date

Topic:

Data Type:

Cohort and longitudinal studies

Access:

Displaying 1 - 10 of 410 results for 'education' Page 1 of 41

Results per page: 10 Sort by: Relevance

SN 5471 | [Misreported Schooling and Returns to Education, 1958-1991](#)  
Battistin, Erich | Sianesi, Barbara

SN 852021 | [Education and social outcomes of young people: promoting success](#)  
Salter, E, University of Sussex | Bond, R, University of Sussex

SN 8278 | [Study of Early Education and Development: Wave 2, 2014-2015](#)

[beta.ukdataservice.ac.uk/datacatalogue/studies#!?Search=&Page=1&Rows=10&Sort=0&DateFrom=1753&DateTo=2019](https://beta.ukdataservice.ac.uk/datacatalogue/studies#!?Search=&Page=1&Rows=10&Sort=0&DateFrom=1753&DateTo=2019)

## Search 3 – Data Catalogue: Studies and Series

The image shows a side-by-side comparison of the search interface and results for the term 'education' in the UK Data Service Data Catalogue.

**Left Panel (Search Interface):**

- Date from:** 1753
- Date to:** 2019
- Refine date** button
- Topic:** (empty input field)
- Data Type:** (empty input field)
- Access:** (empty input field)
- Country:** (empty input field)
- Reset filters** button

**Right Panel (Search Results):**

- education** (search term)
- STUDIES (2208)** (highlighted with a yellow circle)
- SERIES (57)**
- Date from:** 1753
- Date to:** 2019
- Refine date** button
- Topic:** (empty input field)
- Data Type:** Cohort and longitudinal studies
- Access:** (empty input field)
- Displaying 1 - 10 of 410 results for 'education'**
- Results per page:** 10
- Sort by:** Relevance
- Results:**
  - SN 5471 | [Misreported Schooling and Returns to Education](#)  
Battistin, Erich | Sianesi, Barbara
  - SN 852021 | [Education and social outcomes of young people](#)  
Salter, E, University of Sussex | Bond, R, University of Sussex
  - SN 8278 | [Study of Early Education and Development](#)

[beta.ukdataservice.ac.uk/datacatalogue/studies#!?Search=&Page=1&Rows=10&Sort=0&DateFrom=1753&DateTo=2019](https://beta.ukdataservice.ac.uk/datacatalogue/studies#!?Search=&Page=1&Rows=10&Sort=0&DateFrom=1753&DateTo=2019)

# Search 3 – Data Catalogue: Series (22)

The screenshot shows the UK Data Service Data Catalogue search results for the term 'education'. The search bar at the top contains 'education' and a magnifying glass icon. Below the search bar, the breadcrumb 'Variable and question bank > QualiBank >' is visible. The results are categorized into 'STUDIES (2208)' and 'SERIES (57)', with 'SERIES (57)' highlighted by a yellow circle. The main results area displays 'Displaying 1 - 10 of 22 results for 'education'', with '10' circled in yellow. The results are sorted by 'Relevance' and show 10 results per page. The first two results are listed: 'SN 200001 | 1970 British Cohort Study' and 'SN 2000108 | National Pupil Database'. The left sidebar contains filters for 'Date from:' (1753), 'Date to:' (2019), 'Topic:', 'Data Type:' (Cohort and longitudinal studies), and 'Country:'. The right sidebar shows 'Page 1 of 3'.

education

Variable and question bank > QualiBank >

STUDIES (2208) **SERIES (57)**

Date from: 1753 Date to: 2019

Refine date

Topic:

Data Type: Cohort and longitudinal studies

Country:

Displaying 1 - 10 of 22 results for 'education' Page 1 of 3

Results per page: 10 Sort by: Relevance

SN 200001 | [1970 British Cohort Study](#)

Background The 1970 British Cohort Study (BCS70) began in 1970 when data were collected about the births and families of babies born in the United Kingdom in one particular week in 1970. The first wave, called the British Births Survey, was carried out by the National...

Read more

SN 2000108 | [National Pupil Database](#)

The National Pupil Database (NPD) is one of the richest education datasets in the world. It is a

[beta.ukdataservice.ac.uk/datacatalogue/series#!?Search=&Page=1&Rows=10&Sort=0&DateFrom=1753&DateTo=2019](https://beta.ukdataservice.ac.uk/datacatalogue/series#!?Search=&Page=1&Rows=10&Sort=0&DateFrom=1753&DateTo=2019)

# Search 4 – Data Catalogue: Variable and question bank

The screenshot shows the UK Data Service Data Catalogue search results for the term 'education'. The search bar at the top contains 'education' and a magnifying glass icon. Below the search bar, a yellow circle highlights the breadcrumb navigation: 'Variable and question bank > QualBank >'. The results are displayed in two tabs: 'STUDIES (2208)' and 'SERIES (57)'. The 'SERIES' tab is selected. On the left, there are filters for 'Date from:' (1753), 'Date to:' (2019), 'Topic:', 'Data Type:' (Cohort and longitudinal studies), and 'Country:'. The main results area shows 'Displaying 1 - 10 of 22 results for 'education'' and 'Page 1 of 3'. The first result is 'SN 200001 | 1970 British Cohort Study', with a background description and a 'Read more' link. The second result is 'SN 2000108 | National Pupil Database', with a description starting 'The National Pupil Database (NPD) is one of the richest education datasets in the world. It is a'.

education

Variable and question bank > QualBank >

STUDIES (2208) SERIES (57)

Date from: 1753 Date to: 2019

Refine date

Topic:

Data Type: Cohort and longitudinal studies

Country:

Displaying 1 - 10 of 22 results for 'education' Page 1 of 3

Results per page: 10 Sort by: Relevance

SN 200001 | [1970 British Cohort Study](#)

Background The 1970 British Cohort Study (BCS70) began in 1970 when data were collected about the births and families of babies born in the United Kingdom in one particular week in 1970. The first wave, called the British Births Survey, was carried out by the National...

Read more

SN 2000108 | [National Pupil Database](#)

The National Pupil Database (NPD) is one of the richest education datasets in the world. It is a

[beta.ukdataservice.ac.uk/datacatalogue/series#!?Search=&Page=1&Rows=10&Sort=0&DateFr  
om=1753&DateTo=2019](https://beta.ukdataservice.ac.uk/datacatalogue/series#!?Search=&Page=1&Rows=10&Sort=0&DateFrom=1753&DateTo=2019)

# Search 4 – Data Catalogue: Variable and question bank (Example)

The screenshot displays the UK Data Service Discover website interface. On the left sidebar, the 'Data Catalogue' section is active, with 'Variable and question bank' selected. Below it, the 'QualiBank' section is visible. The 'Country' filter is expanded, showing 'European Union Countries (1993-) (18)' selected, along with 'United Kingdom (4311)', 'Great Britain (1846)', '(1068)', 'Scotland (363)', and 'England (135)'. The main content area is titled 'Variable and question bank' and features a search bar with the text 'highest education'. Below the search bar, there are links for 'Reset filters', 'Clear search', and a checkbox for 'Search only question text/responses'. The results are sorted by 'Relevance' and displayed in a list. The first result is 'Y11\_Q48 : Q48 What is the highest level of education you completed? Is this ...? (national level)' with a question text and a link to 'View responses...'. The second result is identical. The UK Data Service logo is visible in the bottom right corner.

UK Data Service Discover

About us Get data Use data Manage data Deposit data News and events

Discover > Variables

Variable and question bank

Search and browse variables and questions from survey datasets.

highest education GO

Reset filters Clear search Search only question text/responses Auto-complete Help

Results per page: 10 Sorted by: Relevance

Displaying 1-0 of 18 results

Y11\_Q48 : Q48 What is the highest level of education you completed? Is this ...? (national level) Add to My Variables

Question Text: What is the highest level of education you completed? Is this... No education completed (ISCED 0), Primary education (ISCED 1), Lower secondary education (ISCED 2), Upper secondar... View all instances of this variable

European Quality of Life Survey Integrated Data File, 2003-2012

+ View responses...

Y11\_Q48 : Q48 What is the highest level of education you completed? Is this ...? (national level) Add to My Variables

Question Text: What is the highest level of education you completed? Is this... No education completed (ISCED 0), Primary education (ISCED 1), Lower secondary education (ISCED 2), Upper

View all instances of this

[discover.ukdataservice.ac.uk/variables](https://discover.ukdataservice.ac.uk/variables)



# Search 4 – Data Catalogue: Variable and question bank (Example)

Discover > Variables

## Variable and question bank

My Variables

Search and browse variables and questions from survey datasets.

Search: highest education GO

Reset filters | Clear search | ☐ Search only question text/responses | ☒ Auto-complete | Help

Results per page: 10

Displaying 1-10 of 18 results

**Sorted by:**

- Date (latest first)
- Date (earliest first)
- Relevance
- Title (A-Z)
- Title (Z-A)

**iscd : ISCED classification : the highest level of education or training**  
European Working Conditions Survey, 1995

+ View responses...

**ef1 : ef1. What is the highest level of education that you have successfully completed?**  
European Working Conditions Survey, 1995

+ View responses...

**ef1 : ef1. What is the highest level of education that you have successfully completed?**  
European Working Conditions Survey, 2000

+ View responses...

**Data Catalogue**

- Variable and question bank
- QualiBank

Series +

Survey +

Country -

☒ European Union Countries (1993-) (18)

☐ United Kingdom (4311)

☐ Great Britain (1846)

☐ (1068)

☐ Scotland (363)

☐ England (135)

Show more... Refine


Date -

Data coverage /



# Search 4 – Data Catalogue: Variable and question bank (Example)

UK Data Service  
Discover



Data Catalogue

- Variable and question bank

QualiBank

Series +

Survey +

Country -

- ☒ European Union Countries (1993-) (213)
- ☐ United Kingdom (55678)
- ☐ Great Britain (44759)
- ☐ (31606)
- ☐ England (9707)
- ☐ Scotland (2371)

[Show more](#) [Refine](#)

Site Search FAQ Help Contact

About us Get data Use data Manage data Deposit data News and events

Discover > Variables

## Variable and question bank

Search and browse variables and questions from survey datasets.


education GO

Reset filters Clear search ☐ Search only question text/responses ☒ Auto-complete Help

Results per page: 10 Sorted by: Relevance

Displaying 1-10 of 213 results


1 2 3 4 5 >>



**Y11\_Q48 : Q48 What is the highest level of education you completed? Is this ...? (national level)**  
Question Text: What is the highest level of education you completed? Is this... No education completed (ISCED 0), Primary education (ISCED 1), Lower secondary education (ISCED 2), Upper secondar...  
European Quality of Life Survey Integrated Data File, 2003-2012

+ View responses...

[Add to My Variables](#)  
[View all instances of this variable](#)



**Y11\_Q48 : Q48 What is the highest level of education you completed? Is this ...? (national level)**  
Question Text: What is the highest level of education you completed? Is this... No education completed (ISCED 0), Primary education (ISCED 1), Lower secondary education (ISCED 2), Upper secondar...

[Add to My Variables](#)  
[View all instances of this variable](#)



UK Data Service



---

# Data access



# Who can access the data?

## All registered users

However, which data can be accessed and the particular access conditions vary according to:

- user type  
(UK HE/FE, Non HE/FE, Non UK)
- usage/project characteristics  
(Commercial, non-commercial)
- specific data access conditions attached to chosen data  
(EUL, SC, SL (AR), Secure Lab data access, Safe Room access)

---


# Data access

- web access to data and metadata
- data are freely available for use in higher education institutions
- data supplied in a variety of formats
  - statistical package formats (e.g. SPSS, STATA)
  - databases and spreadsheets
  - word processed documents, PDF documents etc.

# Accessing data – step by step

- register with us via UK Federation using your university/UKDA username and password
- agree to an End User Licence (EUL)
- select the desired data from the Data Catalogue by clicking on the 'Download/Order' button
- specify a project for which the data is to be used (minimum: 30-word description)
- then:
  - download the data to local machine selecting your preferred format (SPSS, STATA, TAB etc.)
  - or*
  - place an order for the data (SC, if no online agreement; SL) and complete all relevant forms

UK Data Service



About our data

Key data

Data by theme

Data by geography

Open access data

How to access

Registration

Download and order

Access Secure Lab

Charges

Terms and conditions of access

Other providers

Explore online

Data access policy

About us

Get data

Use data

Manage data

Deposit data

News and Events

Home > Discover data > How to access > Download and order

## Download and order

Information about how to download, order or request access to Safeguarded and Controlled data are provided below.

Download and order

Order Special Licence data

Order ONS Special Licence data

Order data from non-UK archive

Controlled data

SHARE

**To download/order data:**

1. locate the data collection you require using [Discover](#)
2. click the 'Download/Order' option for the data collection required
3. register a new use of the data, or choose from any previously registered usages
4. enter a short summary describing your intended use of the data
5. click 'Add datasets' and the selected data collection will be added to your usage
6. agree any special conditions associated with the selected datasets. These will appear in the 'Status' column
7. click 'Download' and accept the EUL reminder
8. select the download format required and the download will begin. Note that where the format option is 'Other', format guidance is usually given within the zip file name, for example, SAS

Some data collections are not available for immediate download, and you will need to order the data. To do this, check the 'Other media' box and follow the online instructions.

View our video tutorial on how to download UK survey data.


LOGIN / REGISTER

DISCOVER UK DATA SERVICE

GO

☐ Data
 ☐ Website

How to download UK survey data



Video tutorial December 2015

HOW TO DOWNLOAD UK SURVEY DATA

View our video tutorial on how to download UK survey data.

▶

QUICK ACCESS TO

FAQ - Download and formats


FAQ - Find and access

Get in touch: accessing

How to download UK survey data

◀ ⓘ

[ukdataservice.ac.uk/get-data/how-to-access/downloadorder.aspx](http://ukdataservice.ac.uk/get-data/how-to-access/downloadorder.aspx)


**UK Data Service**

---

# Data access conditions

- End User Licence (EUL)
- Special Conditions (SC)
- Special Licence (SL)  
Approved Researcher Status
- Secure Lab Data access
- - Approved Researcher
  - Training
  - Password and username
- Safe Room access (onsite)





---

## End User Licence

“Every user is required to agree to an End User Licence outlining the terms and conditions of use of the data. This includes, for example,

- not to share data with anyone who is not authorised to access them;
- not to use the data for commercial purposes, except with permission;
- not to try to use the data to identify individuals, households or organisations;
- to cite the data correctly and inform the UK Data Archive/UK Data Service of any publications;
- not to disclose your login details to anyone else;
- agreeing to meet any charges...”

---

## Special Licence Access

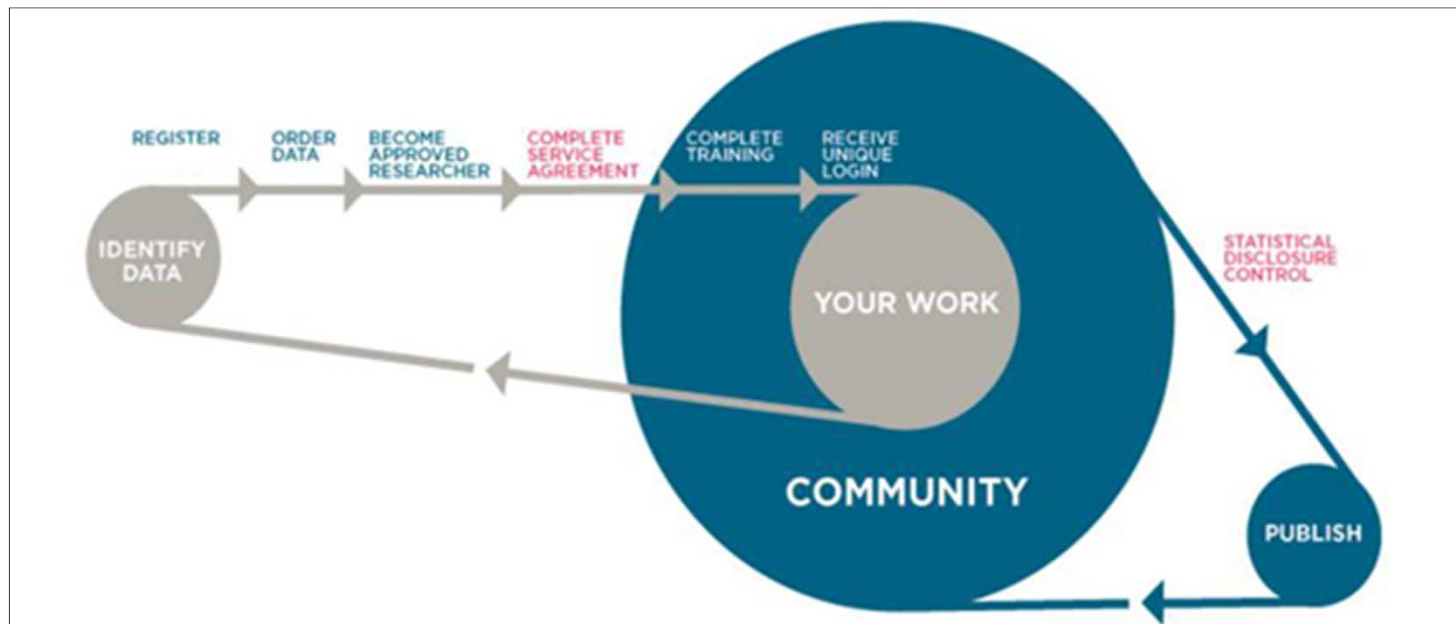
- strategy to provide access to datasets that are detailed, yet anonymised
- as these data pose a higher risk of disclosure, they have additional special conditions attached to them
- SL requires the signature(s) of the researcher(s) and the institution with responsibility for the researcher; also needs the explicit permission of the data owner to release the data to the researcher(s)

---

## Secure Lab data access

- data not available for download
- access requires accreditation as an Approved Researcher, completion of face-to-face training, and agreement to the Service's User Agreement and Breaches Penalties Policy
- applications are screened by the UK Data Archive and the individual or institution having ownership of the data (or their designated authority), and access is only granted to those researchers requiring data for statistical research purposes and who can justify their need for the data

# Secure Lab data access



---

# Exploring data online

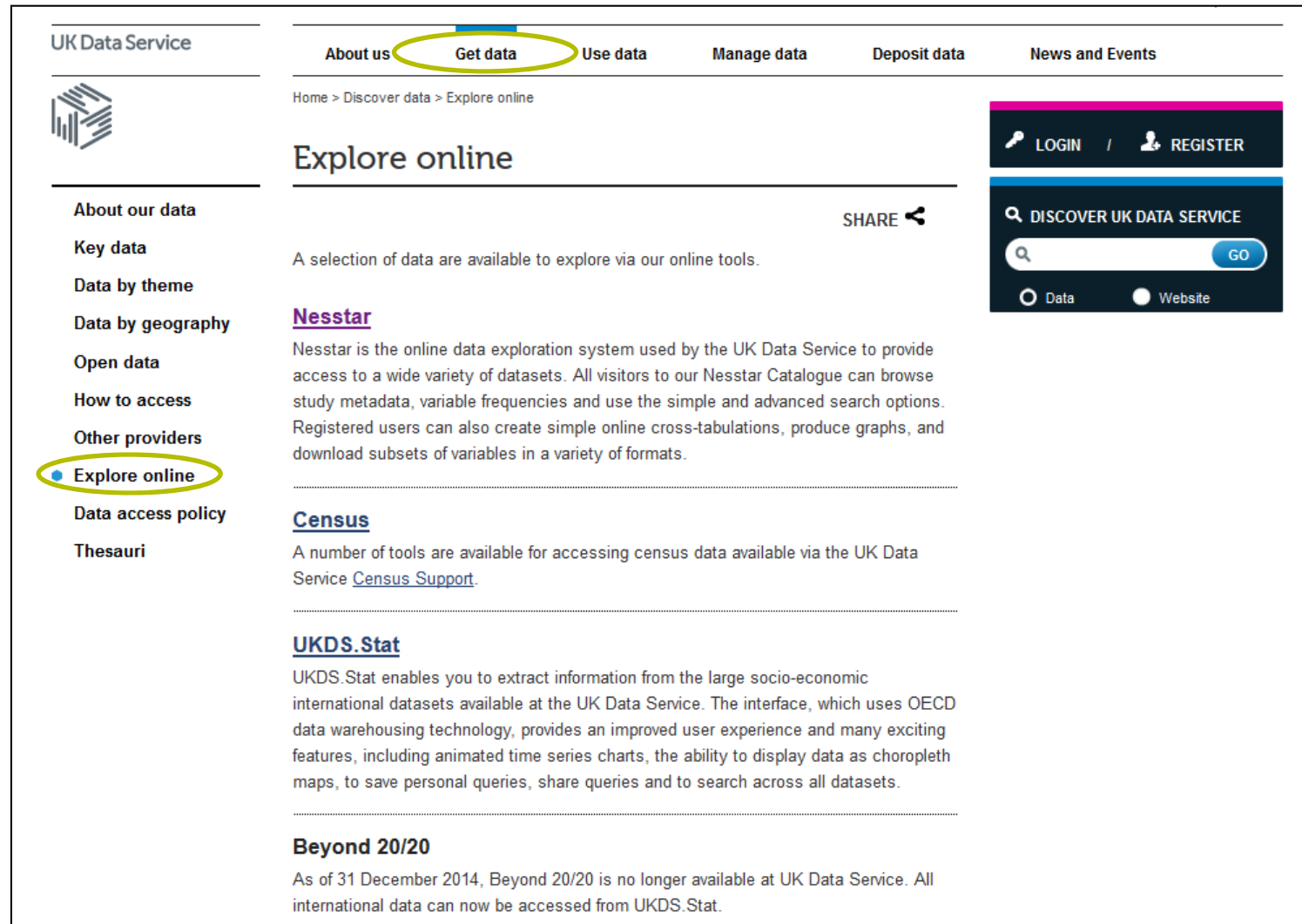


---

# Online analysis with Nesstar

- online data browsing and analysis system
- allows users to search for, locate, browse and analyse and download a wide variety of statistical data within a web browser
- UK Data Archive, as service provider for the UK Data Service, hosts a Nesstar server populated by its most popular data series
- registration is required for analysis such as crosstabulations and regressions

# Explore data online with Nesstar



UK Data Service

About us **Get data** Use data Manage data Deposit data News and Events

Home > Discover data > Explore online

## Explore online

SHARE

A selection of data are available to explore via our online tools.

**Nesstar**

Nesstar is the online data exploration system used by the UK Data Service to provide access to a wide variety of datasets. All visitors to our Nesstar Catalogue can browse study metadata, variable frequencies and use the simple and advanced search options. Registered users can also create simple online cross-tabulations, produce graphs, and download subsets of variables in a variety of formats.

**Census**

A number of tools are available for accessing census data available via the UK Data Service [Census Support](#).

**UKDS.Stat**

UKDS.Stat enables you to extract information from the large socio-economic international datasets available at the UK Data Service. The interface, which uses OECD data warehousing technology, provides an improved user experience and many exciting features, including animated time series charts, the ability to display data as choropleth maps, to save personal queries, share queries and to search across all datasets.

**Beyond 20/20**

As of 31 December 2014, Beyond 20/20 is no longer available at UK Data Service. All international data can now be accessed from UKDS.Stat.

Left sidebar menu:

- About our data
- Key data
- Data by theme
- Data by geography
- Open data
- How to access
- Other providers
- Explore online**
- Data access policy
- Thesauri

Right sidebar:

LOGIN / REGISTER

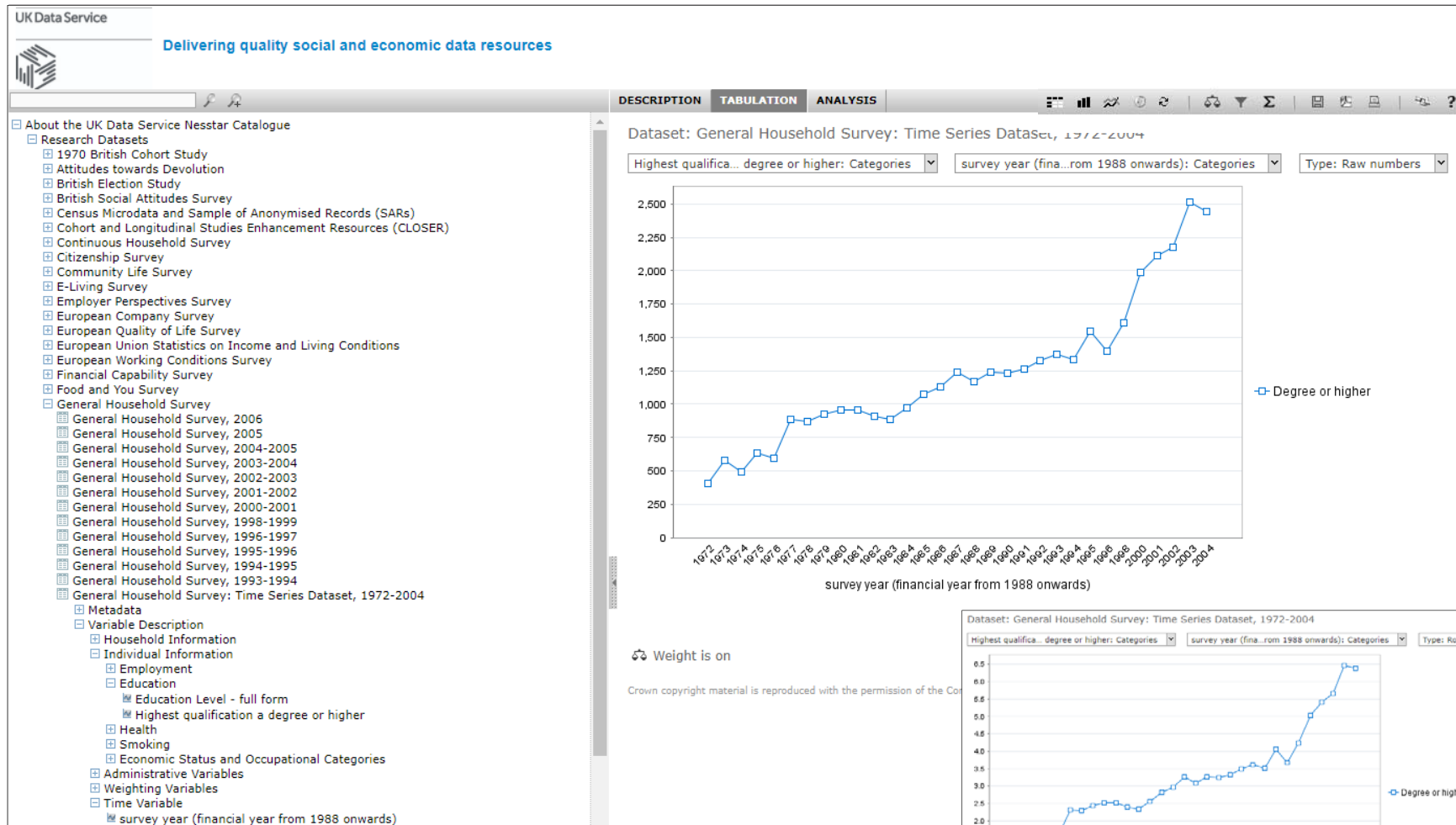
DISCOVER UK DATA SERVICE

GO

Data Website

[ukdataservice.ac.uk/get-data/explore-online](http://ukdataservice.ac.uk/get-data/explore-online)

# Nesstar – example (highest qualification)

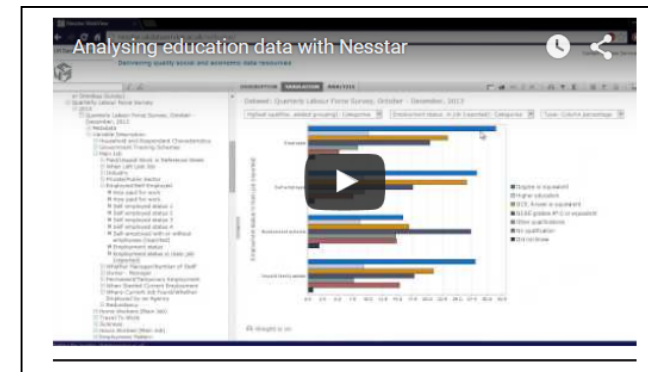


[nesstar.ukdataservice.ac.uk/webview/](http://nesstar.ukdataservice.ac.uk/webview/)

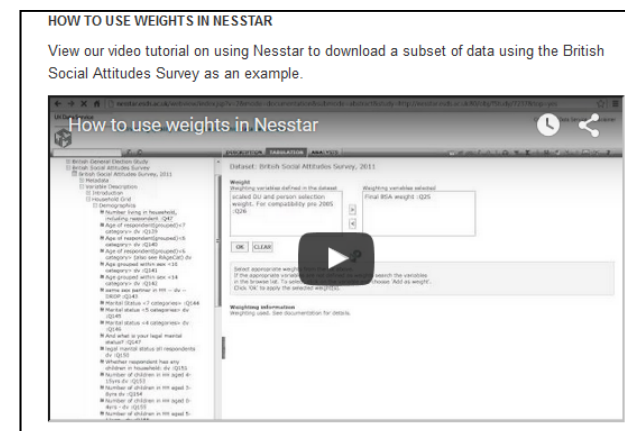


# Nesstar – useful links to get started

- Nesstar website: [nesstar.com](https://nesstar.com)
- video tutorials: [ukdataservice.ac.uk/get-data/explore-online/nesstar/nesstar](https://ukdataservice.ac.uk/get-data/explore-online/nesstar/nesstar)



[ukdataservice.ac.uk/get-data/themes/education/analysing](https://ukdataservice.ac.uk/get-data/themes/education/analysing)




UK Data Service

---

# Support and resources



# Support and resources

- video tutorials/webinars
- student resources, data skills modules 
- case studies
- guides
- themes
- advice on managing and sharing data
- teaching data and resources
- helpdesk, individual user support

## LONGITUDINAL DATA MODULE (approximately 2 hours)

Unit 1: [What are longitudinal data?](#)

Unit 2: [Use cases](#)

Unit 3: [Downloading data & getting started](#)


Unit 4: [Preparing to work with the data](#)

Unit 5: [Analysing the data](#)

[ukdataservice.ac.uk/use-data/data-skills-modules.aspx](https://ukdataservice.ac.uk/use-data/data-skills-modules.aspx)

# Video tutorials

UK Data Service



- Advice and training
- Guides
  - Video tutorials
- Data in use
- Citing data
- Secure Lab
- Teaching with data
- Student resources
- Data Skills Modules
- Secondary analysis


Site search Accessibility FAQ Help Contact New users Sitemap

About us Get data **Use data** Manage data Deposit data News and events

Home > Use data > Video tutorials

## Video tutorials


"Can you show me how to do that?"



SHARE

[Subscribe to our YouTube channel](#) to get all our latest videos as they are published.

Accessing data



Video tutorial  
August 2016

LOGIN / REGISTER

DATA CATALOGUE

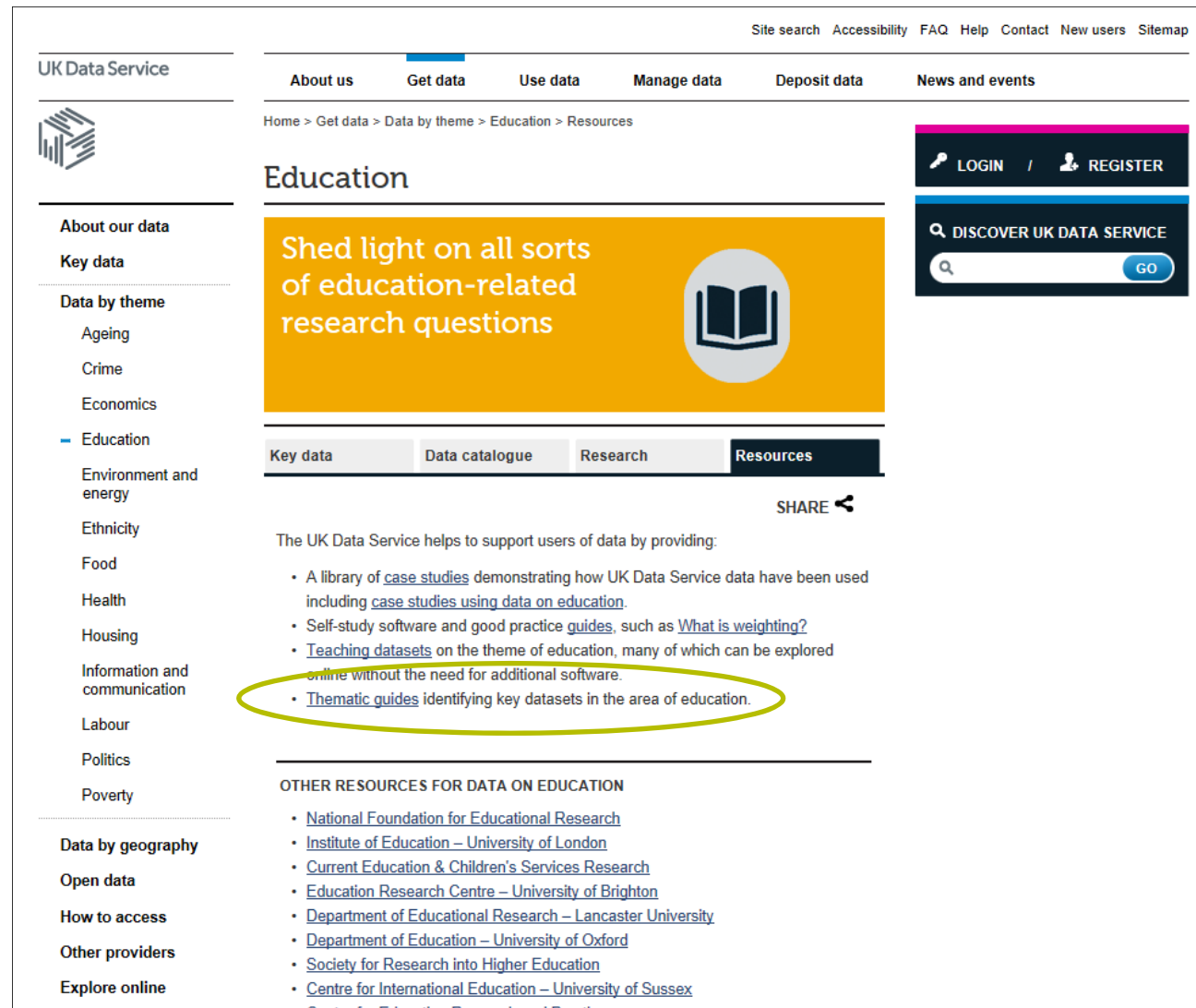
GO

QUICK ACCESS TO

- UK Data Service YouTube Channel
- Past webinars

[ukdataservice.ac.uk/use-data/tutorials](http://ukdataservice.ac.uk/use-data/tutorials)

# Thematic guides



UK Data Service

Site search Accessibility FAQ Help Contact New users Sitemap

About us Get data Use data Manage data Deposit data News and events

Home > Get data > Data by theme > Education > Resources

## Education

Shed light on all sorts of education-related research questions

Key data Data catalogue Research Resources

SHARE

The UK Data Service helps to support users of data by providing:

- A library of [case studies](#) demonstrating how UK Data Service data have been used including [case studies using data on education](#).
- Self-study software and good practice [guides](#), such as [What is weighting?](#)
- [Teaching datasets](#) on the theme of education, many of which can be explored online without the need for additional software.
- [Thematic guides](#) identifying key datasets in the area of education.

### OTHER RESOURCES FOR DATA ON EDUCATION

- [National Foundation for Educational Research](#)
- [Institute of Education – University of London](#)
- [Current Education & Children's Services Research](#)
- [Education Research Centre – University of Brighton](#)
- [Department of Educational Research – Lancaster University](#)
- [Department of Education – University of Oxford](#)
- [Society for Research into Higher Education](#)
- [Centre for International Education – University of Sussex](#)
- [Centre for Education Research and Practice](#)

Navigation menu (left):

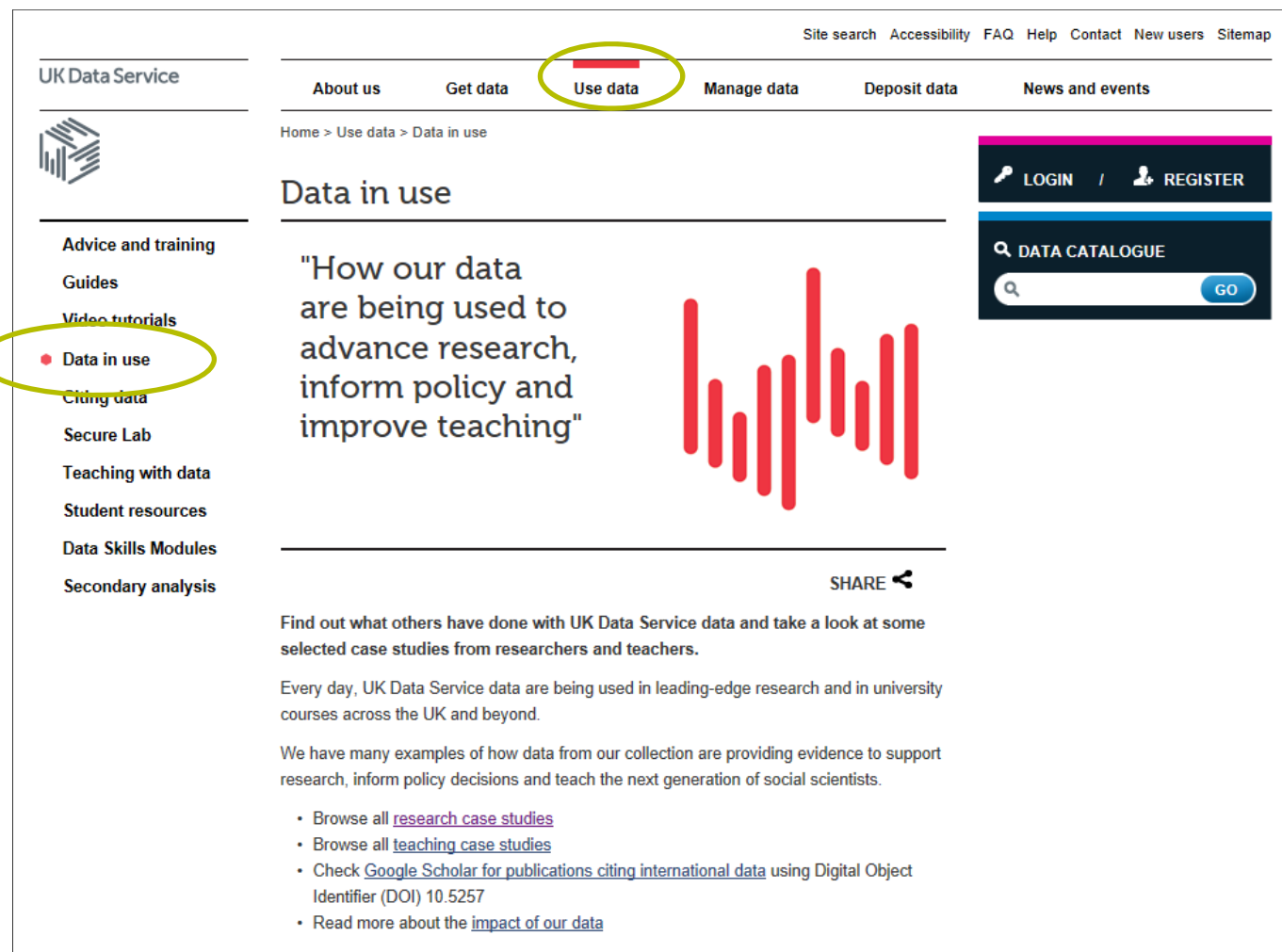
- About our data
- Key data
- Data by theme
  - Ageing
  - Crime
  - Economics
  - Education
  - Environment and energy
  - Ethnicity
  - Food
  - Health
  - Housing
  - Information and communication
  - Labour
  - Politics
  - Poverty
- Data by geography
- Open data
- How to access
- Other providers
- Explore online

Right sidebar:

- LOGIN / REGISTER
- DISCOVER UK DATA SERVICE
- GO

[www.ukdataservice.ac.uk/get-data/themes/education/resources.aspx](http://www.ukdataservice.ac.uk/get-data/themes/education/resources.aspx)

# Case studies – search all



UK Data Service


Site search Accessibility FAQ Help Contact New users Sitemap

About us Get data **Use data** Manage data Deposit data News and events

Home > Use data > Data in use

## Data in use

"How our data are being used to advance research, inform policy and improve teaching"



SHARE

Find out what others have done with UK Data Service data and take a look at some selected case studies from researchers and teachers.

Every day, UK Data Service data are being used in leading-edge research and in university courses across the UK and beyond.

We have many examples of how data from our collection are providing evidence to support research, inform policy decisions and teach the next generation of social scientists.

- Browse all [research case studies](#)
- Browse all [teaching case studies](#)
- Check [Google Scholar for publications citing international data](#) using Digital Object Identifier (DOI) 10.5257
- Read more about the [impact of our data](#)

Advice and training  
Guides  
Video tutorials  
• **Data in use**  
Citing data  
Secure Lab  
Teaching with data  
Student resources  
Data Skills Modules  
Secondary analysis

LOGIN / REGISTER


DATA CATALOGUE

GO

[ukdataservice.ac.uk/use-data/data-in-use](https://ukdataservice.ac.uk/use-data/data-in-use)

# Case studies - based on longitudinal data

UK Data Service



Site search Accessibility FAQ Help Contact New users Sitemap

About us **Get data** Use data Manage data Deposit data News and events

Home > Get data > Key data > Cohort and longitudinal studies

## Key data

Browse our most popular datasets, by data type.

UK surveys	Cross-national surveys	<b>Longitudinal studies</b>	International macrodata
Census data	Business microdata	Qualitative / mixed methods	Administrative data

SHARE

Longitudinal studies involve repeated observations of the same subjects, allowing researchers to analyse change at the individual level.

The UK is home to several key longitudinal studies, including major panel and internationally-renowned cohort studies.

- [Data Catalogue](#) of longitudinal studies
- [Case studies](#) relating to longitudinal studies


### 1970 British Cohort Study

The 1970 British Cohort Study (BCS70) follows the lives of more than 17,000 people born in England, Scotland and Wales in a single week of 1970. Over the course of cohort members' lives, the BCS70 has broadened from a strictly medical focus at birth to collect information on health, physical, educational and social development, and economic circumstances among other factors.

LOGIN / REGISTER

DISCOVER UK DATA SERVICE

GO




ANALYSING CHANGE OVER TIME

Read our introductory guide to quantitative analysis of change over time using different types of data and different methods commonly used to analyse these data.

[ukdataservice.ac.uk/get-data/key-data/cohort-and-longitudinal-studies.aspx](http://ukdataservice.ac.uk/get-data/key-data/cohort-and-longitudinal-studies.aspx)

# Case studies - using data on education

UK Data Service



About our data

Key data

Data by theme

Ageing

Crime

Economics

Education

Environment and energy

Ethnicity

Food

Health

Housing

Information and communication

Labour

Politics

Poverty

Data by geography

Open data

How to access

Other providers

Explore online

Site search Accessibility FAQ Help Contact New users Sitemap

About us

Get data

Use data

Manage data


Deposit data

News and events

Home > Get data > Data by theme > Education > Resources

Education

Shed light on all sorts of education-related research questions



Key data

Data catalogue

Research

Resources

SHARE

The UK Data Service helps to support users of data by providing:

- A library of [case studies](#) demonstrating how UK Data Service data have been used including [case studies using data on education](#).
- [Self-study software and good practice guides](#), such as [What is weighting?](#)
- [Teaching datasets](#) on the theme of education, many of which can be explored online without the need for additional software.
- [Thematic guides](#) identifying key datasets in the area of education.


OTHER RESOURCES FOR DATA ON EDUCATION

- [National Foundation for Educational Research](#)
- [Institute of Education – University of London](#)
- [Current Education & Children's Services Research](#)
- [Education Research Centre – University of Brighton](#)
- [Department of Educational Research – Lancaster University](#)
- [Department of Education – University of Oxford](#)
- [Society for Research into Higher Education](#)
- [Centre for International Education – University of Sussex](#)
- [Centre for Education Research and Practice](#)


Home / Impact / Case Studies / Education

Education


[Factors associated with academic achievement](#)  
Author: Alex Sutherland  
Institution: RAND Europe and the University of Cambridge  
Date: 28 October 2016




[Escaping the rural pay penalty: location, migration and the labour market](#)  
Author: Martin Culliney  
Institution: Centre for Education and Inclusion Research, Sheffield Hallam University  
Date: 02 September 2016




[Exploring the 'Middle' in GCSE attainment](#)  
Author: Roxanne Connolly  
Institution: Administrative Data Research Centre, Scotland  
Date: 30 September 2015




[Paying attention to the environment: Changing attitudes 1991-2009](#)  
Author: Gabriella Melis  
Institution: University of Manchester  
Date: 07 January 2015



[How are ethnic inequalities in education changing?](#)  
Author: Kitty Lymeropoulou  
Institution: University of Manchester  
Date: 16 June 2014




[www.ukdataservice.ac.uk/get-data/themes/education/resources.aspx](http://www.ukdataservice.ac.uk/get-data/themes/education/resources.aspx)

 UK Data Service



# Teaching with data

UK Data Service




Site search Accessibility FAQ Help Contact New users Sitemap

About us Get data **Use data** Manage data Deposit data News and events

Home > Use data > Teaching with data

## Teaching with data

"Real data bring learning to life"



SHARE

We believe that the use of data in teaching is an invaluable way for learners to confront real-life research. The data collections:

- constitute well-documented examples of real-life data collection allowing students to engage critically with methods and methodologies
- provide rewarding raw material for data analysis teaching of all types
- can be used to enrich substantive teaching with evidence that can be interrogated

**Register your class**

Most of the data in our collection are only available to registered users. Find out how to register your students and share data with them here.

**Teaching resources**

Advice and training

Guides

Video tutorials

Data in use

Citing data

Secure Lab

**Teaching with data**

Register your class

Quiz App

Teaching resources

Ideas for teaching

---

**Student resources**

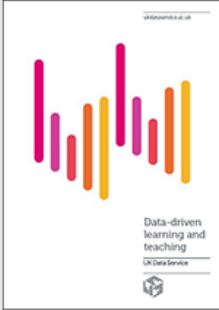
Data Skills Modules

Secondary analysis

LOGIN / REGISTER

DATA CATALOGUE

GO



**DATA-DRIVEN LEARNING AND TEACHING**

Download our brochure on using our data in learning and teaching. Printed copies can be sent on request.

RELATED LINKS

ESRC Quantitative Methods Initiative

[ukdataservice.ac.uk/use-data/teaching](https://ukdataservice.ac.uk/use-data/teaching)

# Longitudinal teaching datasets

UK Data Service

Login / Register

Help

Accessibility

Data catalogue

About usGet dataUse dataManage dataDeposit dataNews and events

f

in

it!

tw

yt

teaching dataset

Variable and question bank > QualiBank >

STUDIES (160)

SERIES (11)

Date from:1753Date to:2018

Refine date

Topic:

Data Type:

Cohort and longitudinal studies

Displaying 1 - 10 of 29 results for 'teaching dataset'

Page 1 of 3

Results per page:10Sort by:Relevance

SN 5805

[British Cohort Studies Teaching Dataset for Higher Education, 1958-2000](#)

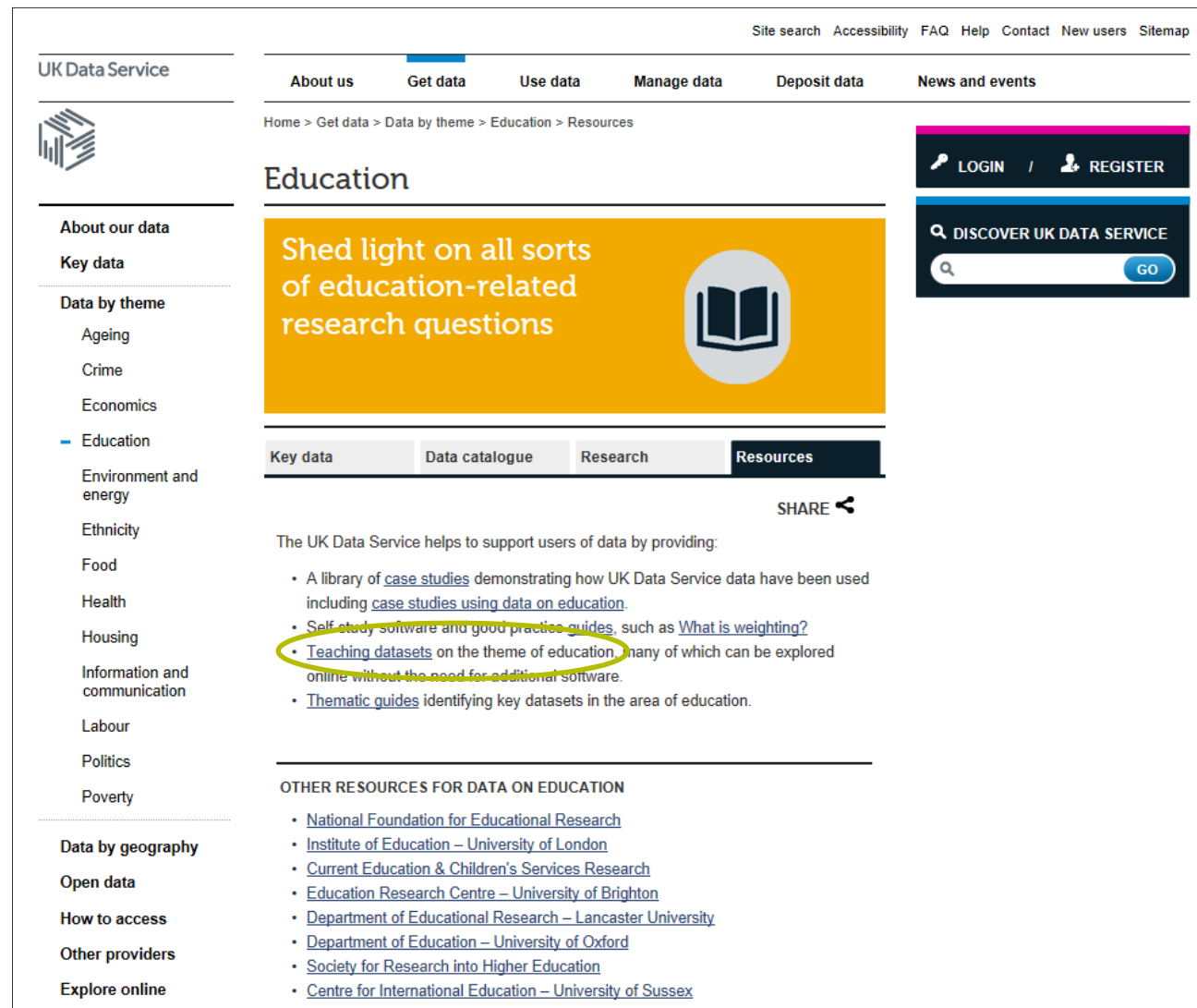
University of London

SN 6096

[Exploring Data, Second Edition: Teaching Datasets, 1958-2005](#)

Elliott, Jane

# Teaching datasets on education



UK Data Service

Site search Accessibility FAQ Help Contact New users Sitemap

About us Get data Use data Manage data Deposit data News and events

Home > Get data > Data by theme > Education > Resources

## Education

Shed light on all sorts of education-related research questions

Key data Data catalogue Research Resources

SHARE

The UK Data Service helps to support users of data by providing:

- A library of [case studies](#) demonstrating how UK Data Service data have been used including [case studies using data on education](#).
- [Self study](#) software and good practice guides, such as [What is weighting?](#)
- [Teaching datasets](#) on the theme of education, many of which can be explored online without the need for additional software.
- [Thematic guides](#) identifying key datasets in the area of education.


### OTHER RESOURCES FOR DATA ON EDUCATION

- [National Foundation for Educational Research](#)
- [Institute of Education – University of London](#)
- [Current Education & Children's Services Research](#)
- [Education Research Centre – University of Brighton](#)
- [Department of Educational Research – Lancaster University](#)
- [Department of Education – University of Oxford](#)
- [Society for Research into Higher Education](#)
- [Centre for International Education – University of Sussex](#)
- [Centre for Education Research and Practice](#)

[www.ukdataservice.ac.uk/get-data/themes/education/resources.aspx](http://www.ukdataservice.ac.uk/get-data/themes/education/resources.aspx)

# Help

UK Data Service



Advice for new users

- FAQ

Get in touch

Site search Accessibility **FAQ Help** Contact New users Sitemap

About us Get data Use data Manage data Deposit data News and events

Home > Help > FAQ

## Help - Frequently Asked Questions (FAQ)

Answers to some of our most frequently asked questions are provided here.

If you are unable to find an answer to your question, please [get in touch](#) by selecting one of the short web forms.

Login and registration	Find and Access	Secure Lab	Download and data formats	Use data
Publication	Manage data	Deposit data		

SHARE

Questions about how go login and register

[How do I log into the UK Data Service?](#)

[How do I log into the Secure Lab?](#)

[When registering - what usernames and passwords are acceptable to the UK Data Service?](#)

[When registering I entered an incorrect email address, what should I do?](#)

[How do I obtain a username and password?](#)

[When I try to log in/register my organisation does not appear on the list, what should I do?](#)

[How do I login/register to ReShare?](#)

[When I try to login to ReShare, I am sent to the UK Data Service registration page, although I have already registered, what do I do?](#)

LOGIN / REGISTER

DATA CATALOGUE

GO

---

# Contact

- Helpdesk:

[ukdataservice.ac.uk/help/get-in-touch](http://ukdataservice.ac.uk/help/get-in-touch)

Tel: 01206 872143

- Subscription emails, Facebook, Twitter and Youtube:

Subscribe to UK Data Service emails:

[jiscmail.ac.uk/cgi-bin/webadmin?A0=UKDATASERVICE](http://jiscmail.ac.uk/cgi-bin/webadmin?A0=UKDATASERVICE)

Twitter: [twitter.com/UKDataService](https://twitter.com/UKDataService)

Facebook: [facebook.com/UKDataService](https://facebook.com/UKDataService)

Youtube: [youtube.com/user/UKDATASERVICE](https://youtube.com/user/UKDATASERVICE)

---

# Questions

User Support:

[support@ukdataservice.ac.uk](mailto:support@ukdataservice.ac.uk)

