



Demonstration of CLOSER Discovery: Metadata platform for UK longitudinal studies

Hayley Mills, UCL

Hertfordshire Cohort Study

MRC National Survey of Health and Development

1958 National Child Development Study

1970 British Cohort Study

ONS Longitudinal Study

Whitehall II

Understanding Society: The UK Household Longitudinal study

Avon Longitudinal Study of Parents and Children

Southampton Women's Survey

Millennium Cohort Study

English Longitudinal Study of Aging

Next Steps

Growing Up in Scotland

Generation Scotland

Born in Bradford

Wirral Child Health and Development Study

Northern Ireland Cohort for the Longitudinal Study of Aging

Longitudinal Survey of Young People in England: Cohort 2

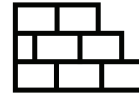
Health and Employment After Fifty



*Maximise the **use**, **value** and **impact** of UK longitudinal studies*



Data discoverability



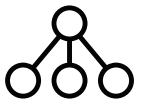
Training and capacity building



Data harmonisation



Policy engagement



Data linkage



closer discovery



429
Datasets



159,439
Variables




318
Questionnaires



45,005
Questions



BROWSE




Want to know more about the **studies**?

Overview of the studies and their sweeps:

- Avon Longitudinal Study of Parents and Children
- 1970 British Cohort Study
- Hertfordshire Cohort Study
- Millennium Cohort Study
- 1958 National Child Development Study
- Next Steps
- MRC National Survey of Health and Development
- Southampton Women's Survey
- Understanding Society
- Wirral Child Health and Development Study

SEARCH



Variable and question search

retire



retirement

retired

retirementplanning

retire

Item Type >

Study >

Life Stage >

Topic >

EXPLORE



Explore by **topic**

Explore the questions and variables by topic. Topics are indexed using social science (HASSET) and medical (MeSH) terms. Find out more about the **funders**, **data collectors** and study **populations**.

Physical health

Mental health

Lifestyle

Education

COVID-19

.....



Questions

Variables

Question

Appears in Questionnaire

Related Variables

Question Groups


Name qi_32

Label 32

Question Text How often do you have a drink containing alcohol?

Instructions CROSS (X) ONE BOX

Type Code List

Codes  cs_q32

- 1 ☒ Never
- 2 ☒ Monthly or less
- 3 ☒ 2-4 times a month
- 4 ☒ 2-3 times a week
- 5 ☒ 4 or more times a week

Variable Description

Representation

Source Questions

Lineage

Variable Groups

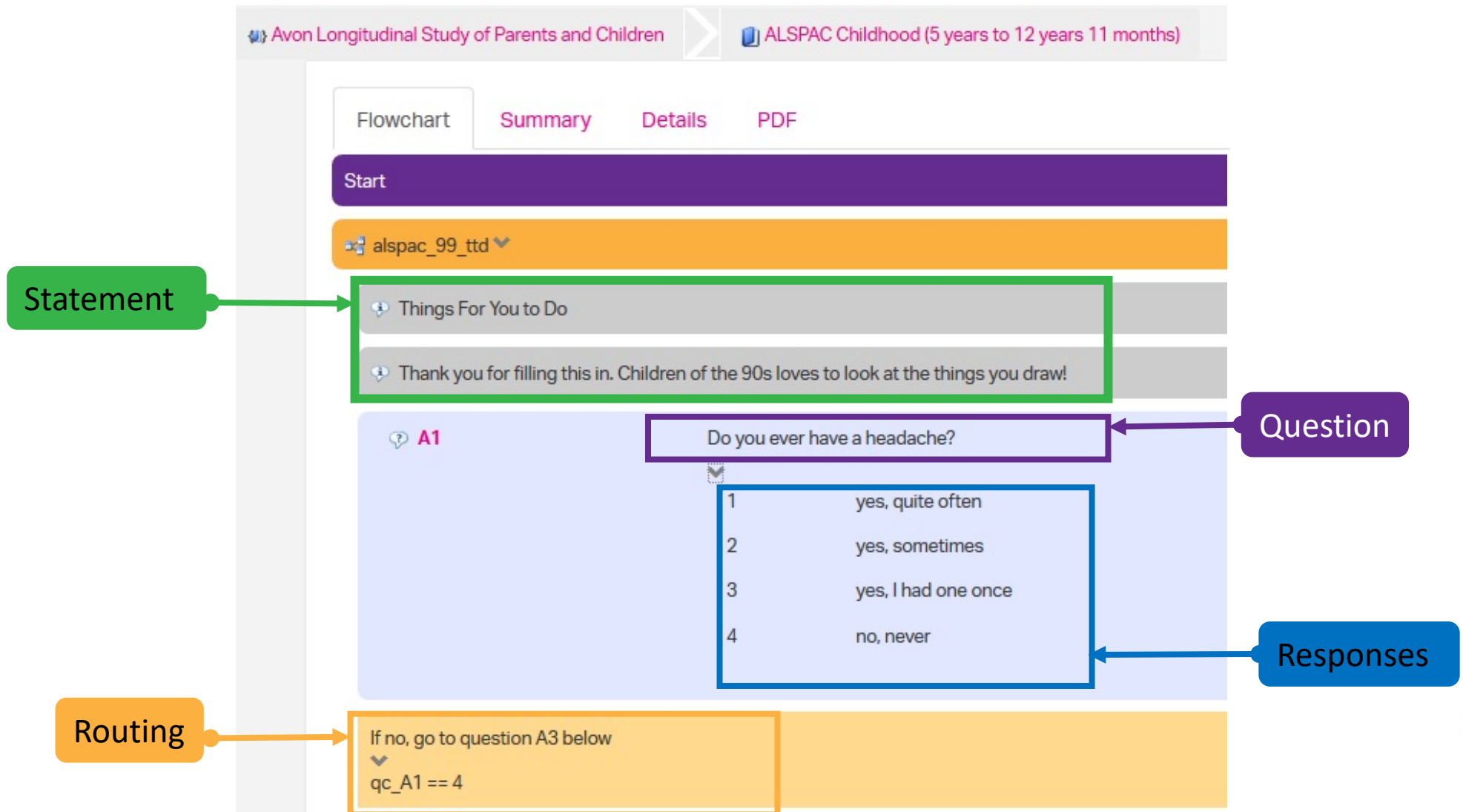
Name B9SCQ32

Label PAPI:Frequency of having an alcoholic drink

Value	Label	Frequency	% of valid	% of all
-9	Not Stated	104		0.00%
-8	Multicode	47		0.00%
-1	Paper self completion not received	1,107		0.00%
1	Never	855	9.92%	0.00%
2	Monthly or less	1,734	20.11%	0.00%
3	2-4 times a month	2,043	23.69%	0.00%
4	2-3 times a week	2,585	29.98%	0.00%
5	4 or more times a week	1,406	16.31%	0.00%
Valid	Invalid	Min	Max	Mean
8623	1258	1	5	3.23



Instruments



Derived Variables

Derived variable

Source variable

Source Question

Variable Details Lineage

BCS70 Paper Self Completion (2012) (Derived) AUDIT-PC Group
Dataset - BD9AUDG

BCS70 Paper Self Completion (2012) (Derived) Total AUDIT-PC Score
Dataset - BD9AUDIT

BCS70 Paper Self Completion (2012) PAPI:Frequency of having an alcoholic drink
Dataset - B9SCQ32

qi_32 How often do you have a drink containing alcohol?

BCS70 Paper Self Completion (2012) PAPI:Number of alcoholic drinks consumed on a typical day when drinking
Dataset - B9SCQ33

qi_33 How many drinks containing alcohol do you drink on a typical day when you are drinking?

BCS70 Paper Self Completion (2012) PAPI:Frequency of not being able to stop drinking once started over last year
Dataset - B9SCQ34

qi_34 How often during the last year have you found that you were not able to stop drinking once you had started?

BCS70 Paper Self Completion (2012) PAPI:Frequency of failing to do what was expected due to drinking in last year
Dataset - B9SCQ35

qi_35 How often during the last year have you failed to do what was normally expected from you because of your drinking?



Lists

Details

Title

My CLOSER Discovery list

Subtitle

Test list

Principal Investigator

Hayley Mills

Description

Test list of variables for publication

Citation

Mills, H. 2021 My CLOSER Discovery list

Persistent ID

83fea8a4-e50b-4f8a-88d0-af50cd962213

Created

27/10/2020 15:03:24

Last Updated


16/05/2021 14:20:08

Accessibility

Private




 Activate

 Edit

 Remove


Variables (7)

Download Metadata ▾

—		N8BACKP1	[BACKPRB1] Back problem suffered: Recurrent backache National Child Development Study / Age 50 Survey (2008) / NCDS8 CAI Questionnaire (2008) Dataset
—		N8BACKP2	[BACKPRB2] Back problem suffered: Prolapsed disc National Child Development Study / Age 50 Survey (2008) / NCDS8 CAI Questionnaire (2008) Dataset
—		N1352	2P In past year-any heart complaint National Child Development Study / Age 11 Survey (1969) / NCDS2 Parental Interview Form (1969) Dataset

Create,
share and
export lists





closer
discovery



<https://discovery.closer.ac.uk/page/how-to-guides/6>



closer@ucl.ac.uk



Sign up for our newsletters

<https://www.closer.ac.uk/sign-latest-news-closer/>



@CLOSER_UK